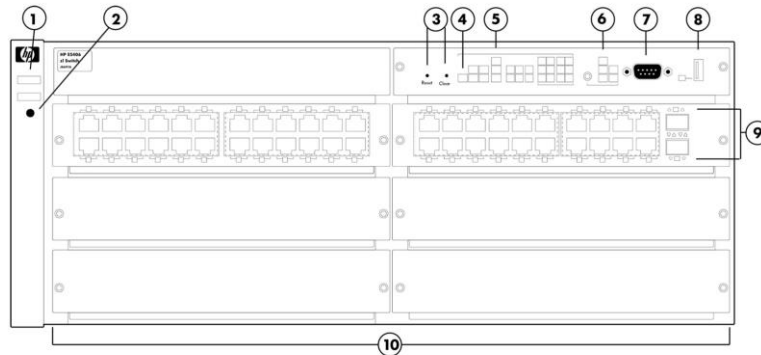


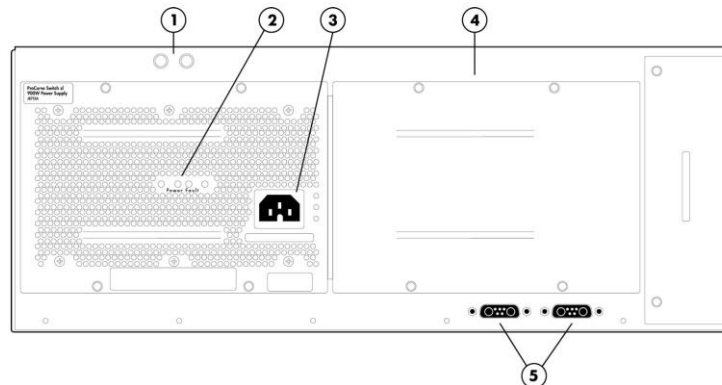
Overview

HP 5400 zl Switch Series



HP 5406-48G zl Switch

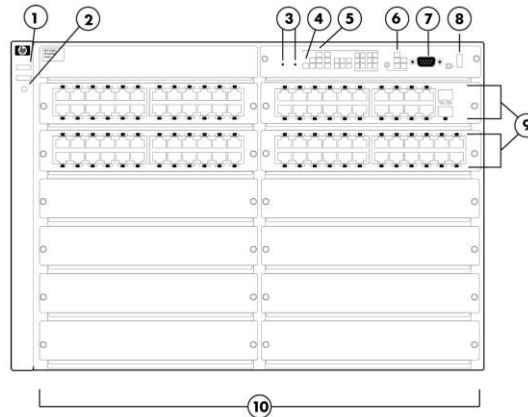
- | | |
|---|--|
| <ul style="list-style-type: none"> 1 Power and Fault LEDs 2 Locator LED 3 Reset and Clear buttons 4 Self Test LED 5 Status LEDs for the Fans, Power Supplies, and Switch Modules | <ul style="list-style-type: none"> 6 LED Mode Select button and indicator LEDs 7 Console Port 8 Auxiliary Port 9 Module Link and Mode LEDs 10 Switch Modules and slots with Link and Mode LEDs for each port located on each module |
|---|--|



HP 5406-48G zl Switch Rear View

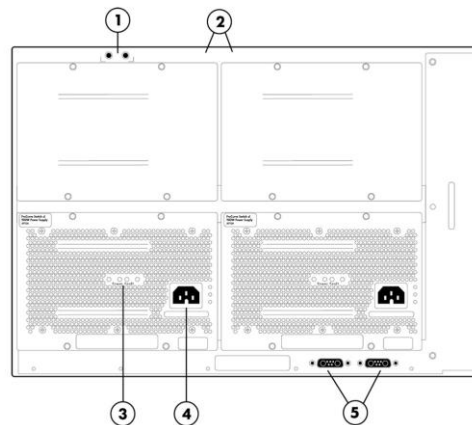
- | | |
|--|--|
| <ul style="list-style-type: none"> 1 Grounding lug mounting holes 2 Power and Fault LEDs | <ul style="list-style-type: none"> 3 AC power connector 4 Slot for installing optional redundant power supply 5 External PoE power connectors |
|--|--|

Overview



HP 5412-92G zl Switch

- | | | | |
|---|--|----|---|
| 1 | Power and Fault LEDs | 6 | LED Mode Select button and indicator LEDs |
| 2 | Locator LED | 7 | Console Port |
| 3 | Reset and Clear buttons | 8 | Auxiliary Port |
| 4 | Self Test LED | 9 | Module Link and Mode LEDs |
| 5 | Status LEDs for the Fans, Power Supplies, and Switch Modules | 10 | Switch Modules and slots with Link and Mode LEDs for each port located on each module |



HP 5412-92G zl Switch Rear View

- | | | | |
|---|------------------------------|---|---|
| 1 | Grounding lug mounting holes | 3 | Slot for installing optional redundant power supply |
| 2 | Power and Fault LEDs | 4 | AC power connector |
| | | 5 | External PoE power connectors |

Models

HP 5406 zl Switch with Premium Software	J9642A
HP 5412 zl Switch with Premium Software	J9643A
HP 5406-44G-PoE+-2XG v2 zl Switch with Premium Software	J9533A
HP 5412-92G-PoE+-2XG v2 zl Switch with Premium Software	J9532A
HP 5406-44G-PoE+-4G-SFP v2 zl Switch with Premium Software	J9539A
HP 5412-92G-PoE+-4G v2 zl Switch with Premium Software	J9540A
HP 5406 8p 10GBASE-T 8p 10GbE SFP+ v2 zl Switch with Premium Software	J9866A

Overview

Key Features

- Advanced access layer, distribution, and core
- Integrated L2-to-L4 intelligent edge feature set
- Enterprise-class performance and security
- AllianceOne integrated
- Scalable 10/100/1000 and 10GbE connectivity

Product overview

The HP 5400 zl Switch Series consists of advanced intelligent switches in the HP modular chassis product line, which includes 6-slot and 12-slot chassis as well as associated zl modules and bundles. The foundation for the switch series is a purpose-built, programmable HP ProVision ASIC that allows the most demanding networking features, such as quality of service (QoS) and security, to be implemented in a scalable, yet granular, fashion. With 10/100/1000 and 10GbE connectivity; PoE+ and non-PoE options; integrated L3 features; and HP AllianceOne solutions, the 5400 zl Switch Series offers excellent investment protection, flexibility, and scalability as well as ease of deployment, operation, and maintenance.

Features and Benefits

Software-defined networking

- **OpenFlow**
supports OpenFlow 1.0 and 1.3 specifications to enable SDN by allowing separation of the data (packet forwarding) and control (routing decision) paths

Unified Wired and Wireless

- **HTTP redirect function**
supports HP Intelligent Management Center (IMC) bring your own device (BYOD) solution

Quality of Service (QoS)

- **Advanced classifier-based QoS**
classifies traffic using multiple match criteria based on Layer 2, 3, and 4 information; applies QoS policies such as setting priority level and rate limit to selected traffic on a per-port or per-VLAN basis
- **Layer 4 prioritization**
enables prioritization based on TCP/UDP port numbers
- **Traffic prioritization**
allows real-time traffic classification into eight priority levels mapped to eight queues
- **Bandwidth shaping**
 - **Port-based rate limiting**
provides per-port ingress-/egress-enforced increased bandwidth
 - **Classifier-based rate limiting**
uses an access control list (ACL) to enforce increased bandwidth for ingress traffic on each port
 - **Guaranteed minimum**
provides per-port, per-queue egress-based reduced bandwidth
- **Class of Service (CoS)**
sets the IEEE 802.1p priority tag based on IP address, IP Type of Service (ToS), Layer 3 protocol, TCP/UDP port number, source port, and DiffServ

Management

- **Remote intelligent mirroring**
mirrors selected ingress/egress traffic based on ACL, port, MAC address, or VLAN to a local or remote HP 8200 zl, 6600,

Overview

- 6200 zl, 5400 zl, or 3500 Switch located anywhere on the network
- **RMON, XRMON, and sFlow v5**
provide advanced monitoring and reporting capabilities for statistics, history, alarms, and events
- **IEEE 802.1AB Link Layer Discovery Protocol (LLDP)**
advertises and receives management information from adjacent devices on a network, facilitating easy mapping by network management applications
- **Uni-Directional Link Detection (UDLD)**
monitors a cable between two switches and shuts down the ports on both ends if the cable is broken, turning the bidirectional link into a unidirectional one; this prevents network problems such as loops
- **Management simplicity**
provides common software features and CLI implementation across all HP ProVision-based switches (including the zl and yl switches)
- **Command authorization**
leverages RADIUS to link a custom list of CLI commands to an individual network administrator's login; an audit trail documents activity
- **Friendly port names**
allow assignment of descriptive names to ports
- **Dual flash images**
provide independent primary and secondary operating system files for backup while upgrading
- **Multiple configuration files**
can be stored to the flash image
- **Comware CLI**
 - **Comware-compatible CLI**
bridges the experience of Comware CLI users who are using the ProVision software CLI
 - **Display and fundamental Comware CLI commands**
are embedded in the switch CLI as native commands; display output formatted as on Comware-based switches; fundamental commands provide a Comware-familiar initial switch setup
 - **Configuration Comware CLI commands**
entered Comware CLI configuration commands elicit CLI help formulating the correct ProVision software CLI command

Connectivity

- **IEEE 802.3az Energy Efficient Ethernet**
lowers power consumption in periods of low link usage (supported on v2 zl 10/100/1000 and 10/100 modules)
- **IEEE 802.3af Power over Ethernet (PoE)**
provides up to 15.4 W per port to IEEE 802.3af-compliant PoE-powered devices such as IP phones, wireless access points, and security cameras
- **IEEE 802.3at Power over Ethernet Plus**
provides up to 30 W per port to IEEE 802.3 for PoE- and PoE+-powered devices, such as video IP phones, IEEE 802.11n wireless access points, and advanced pan/zoom/tilt security cameras
- **Prestandard PoE support**
detects and provides power to prestandard PoE devices; see the list of supported devices in the product FAQ at www.hp.com/networking
- **High-density port connectivity**
provides up to 12 interface module slots and up to 288 wire-speed 10/100/1000 PoE-enabled ports or 96 10-GbE ports per system
- **Jumbo frames**
on Gigabit Ethernet and 10-Gigabit Ethernet ports, jumbo frames allow high-performance remote backup and disaster-recovery services
- **Auto-MDIX**
automatically adjusts for straight-through or crossover cables on all 10/100 and 10/100/1000 ports
- **IPv6**
 - **IPv6 host**

Overview

- enables switches to be managed in an IPv6 network
- **Dual stack (IPv4 and IPv6)**
transitions from IPv4 to IPv6, supporting connectivity for both protocols
- **MLD snooping**
forwards IPv6 multicast traffic to the appropriate interface
- **IPv6 ACL/QoS**
supports ACL and QoS for IPv6 network traffic
- **IPv6 routing**
supports static and OSPFv3 routing protocols
- **6in4 tunneling**
supports encapsulation of IPv6 traffic in IPv4 packets
- **Security**
provides RA guard, DHCPv6 protection, dynamic IPv6 lockdown

Performance

- **High-speed, high-capacity architecture**
1 Tbps crossbar switching fabric provides intra-module and inter-module switching with 585.6 million pps throughput on the purpose-built ProVision ASICs
- **Selectable queue configurations**
allows for increased performance by selecting the number of queues and associated memory buffering that best meet the requirements of the network applications

Resiliency and high availability

- **NEW Virtual Router Redundancy Protocol (VRRP)**
allows groups of two routers to dynamically back each other up to create highly available routed environments for IPv4 and IPv6 networks
- **IEEE 802.1s Multiple Spanning Tree Protocol**
provides high link availability in multiple VLAN environments by allowing multiple spanning trees; encompasses IEEE 802.1D Spanning Tree Protocol and IEEE 802.1w Rapid Spanning Tree Protocol
- **IEEE 802.3ad Link Aggregation Control Protocol (LACP) and HP port trunking**
support up to 144 trunks, each with up to eight links (ports) per trunk
- **Distributed trunking**
enables loop-free and redundant network topology without using Spanning Tree Protocol; allows a server or switch to connect to two switches using one logical trunk for redundancy and load sharing
- **Optional redundant power supply (HP 5400 series)**
provides uninterrupted power and allows hot-swapping of the redundant power supplies when installed
- **Hot-swappable modules (5400 zl series)**
permits modules, mini-GBICs, and power supplies in a redundant power supply configuration to be added or swapped without interrupting the network
- **Sparing simplicity**
HP zl-common accessories (interface modules and power supplies)
- **Uplink Failure Detection**
provides active-standby network path redundancy for servers that are configured for active-standby NIC teaming
- **SmartLink**
provides easy-to-configure link redundancy of active and standby links

Layer 2 switching

- **VLAN support and tagging**
supports the IEEE 802.1Q standard and 2,048 VLANs simultaneously

Overview

- **IEEE 802.1v protocol VLANs**
isolate select non-IPv4 protocols automatically into their own VLANs
- **GARP VLAN Registration Protocol**
allows automatic learning and dynamic assignment of VLANs
- **IEEE 802.1ad Q-in-Q**
increases the scalability of an Ethernet network by providing a hierarchical structure; connects multiple LANs on a high-speed campus or metro network
- **MAC-based VLAN**
provides granular control and security; uses RADIUS to map a MAC address/user to specific VLANs (requires v2 modules)
- **Rapid Per-VLAN Spanning Tree (RPVST+)**
allows each VLAN to build a separate spanning tree to improve link bandwidth usage; is compatible with PVST+
- **HP switch meshing**
dynamically load balances across multiple active redundant links to increase available aggregate bandwidth; allows concurrent Layer 3 routing with v2 modules

Layer 3 services

- **User Datagram Protocol (UDP) helper function**
allows UDP broadcasts to be directed across router interfaces to specific IP unicast or subnet broadcast addresses and prevents server spoofing for UDP services such as DHCP
- **Loopback interface address**
defines an address in Routing Information Protocol (RIP) and Open Standard Path First (OSPF), improving diagnostic capability
- **Route maps**
provide more control during route redistribution; allow filtering and altering of route metrics
- **DHCP server**
centralizes and reduces the cost of IPv4 address management

Layer 3 routing

- **Static IP routing**
provides manually configured routing for both IPv4 and IPv6 networks
- **Routing Information Protocol (RIP)**
provides RIPv1 and RIPv2 routing
- **OSPF**
provides OSPFv2 for IPv4 routing and OSPFv3 for IPv6 routing
- **Policy-based routing**
uses a classifier to select traffic that can be forwarded based on policy set by the network administrator (requires v2 modules)
- **Border Gateway Protocol (BGP)**
provides IPv4 Border Gateway Protocol routing, which is scalable, robust, and flexible

Security

- **Access control lists (ACLs)**
provide filtering based on the IP field, source/destination IP address/subnet, and source/destination TCP/UDP port number on per-VLAN or per-port basis
- **Multiple user authentication methods**
 - **IEEE 802.1X users per port**
provides authentication of multiple IEEE 802.1X users per port
 - **Web-based authentication**
authenticates from a Web browser for clients that do not support IEEE 802.1X supplicant
 - **MAC-based authentication**

Overview

- client is authenticated with the RADIUS server based on the client's MAC address
- **Concurrent IEEE 802.1X, Web, and MAC authentication schemes per port**
switch port accepts up to 32 sessions of IEEE 802.1X, Web, and MAC authentications
- **Virus throttling**
detects traffic patterns typical of worm-type viruses and either throttles or entirely prevents the virus from spreading across the routed VLANs or bridged interfaces without requiring external appliances
- **DHCP protection**
blocks DHCP packets from unauthorized DHCP servers, preventing denial-of-service attacks
- **Secure management access**
securely encrypts all access methods (CLI, GUI, or MIB) through SSHv2, SSL, and/or SNMPv3
- **Switch CPU protection**
provides automatic protection against malicious network traffic trying to shut down the switch
- **ICMP throttling**
defeats ICMP denial-of-service attacks by enabling any switch port to automatically throttle ICMP traffic
- **Identity-driven ACL**
enables implementation of a highly granular and flexible access security policy and VLAN assignment specific to each authenticated network user
- **STP BPDU port protection**
blocks Bridge Protocol Data Units (BPDUs) on ports that do not require BPDUs, preventing forged BPDU attacks
- **Dynamic IP lockdown**
works with DHCP protection to block traffic from unauthorized hosts, preventing IP source address spoofing
- **Dynamic ARP protection**
blocks ARP broadcasts from unauthorized hosts, preventing eavesdropping or theft of network data
- **STP Root Guard**
protects the root bridge from malicious attacks or configuration mistakes
- **Detection of malicious attacks**
monitors 10 types of network traffic and sends a warning when an anomaly that potentially can be caused by malicious attacks is detected
- **Port security**
allows access only to specified MAC addresses, which can be learned or specified by the administrator
- **MAC address lockout**
prevents particular configured MAC addresses from connecting to the network
- **Source-port filtering**
allows only specified ports to communicate with each other
- **RADIUS/TACACS+**
eases switch management security administration by using a password authentication server
- **Secure Shell**
encrypts all transmitted data for secure remote CLI access over IP networks
- **Secure Sockets Layer (SSL)**
encrypts all HTTP traffic, allowing secure access to the browser-based management GUI in the switch
- **Secure FTP**
allows secure file transfer to and from the switch; protects against unwanted file downloads or unauthorized copying of a switch configuration file
- **Management Interface Wizard**
helps secure management interfaces such as SNMP, telnet, SSH, SSL, Web, and USB at the desired level
- **Switch management logon security**
can require either RADIUS or TACACS+ authentication for secure switch CLI logon
- **Security banner**
displays a customized security policy when users log in to the switch

Convergence

- **IP multicast routing**
includes PIM Sparse and Dense modes to route IP multicast traffic

Overview

- **IP multicast snooping** (data-driven IGMP) automatically prevents flooding of IP multicast traffic
- **LLDP-MED (Media Endpoint Discovery)** is a standard extension of LLDP that stores values for parameters such as QoS and VLAN to automatically configure network devices such as IP phones
- **PoE allocations** support multiple methods (automatic, IEEE 802.3af class, LLDP-MED, or user specified) to allocate PoE power for more efficient energy savings
- **NEW Auto VLAN configuration for voice**
 - RADIUS VLAN: uses a standard RADIUS attribute and LLDP-MED to automatically configure a VLAN for IP phones
 - CDPv2: uses CDPv2 to configure legacy IP phones
- **NEW Local MAC Authentication** assigns attributes such as VLAN and QoS using locally configured profile that can be a list of MAC prefixes

Warranty and support

- **Limited Lifetime Warranty v2.0**
advance hardware replacement with next-business-day delivery (available in most countries). See www.hp.com/networking/warrantysummary for duration details.
- **Electronic and telephone support (for Limited Lifetime Warranty 2.0)**
limited 24x7 telephone support is available from HP for the first 3 years; limited electronic and business hours telephone support is available from HP for the entire warranty period; to reach our support centers, refer to www.hp.com/networking/contact-support; for details on the duration of support provided with your product purchase, refer to www.hp.com/networking/warrantysummary
- **Software releases**
to find software for your product, refer to www.hp.com/networking/support; for details on the software releases available with your product purchase, refer to www.hp.com/networking/warrantysummary

Configuration

Build To Order:

BTO is a standalone unit with no integration. BTO products ship standalone are not part of a CTO or Rack-Shippable solution.

HP 5406 zl Switch with Premium Software	J9642A
<ul style="list-style-type: none"> 1 Power Supply required 4U - Height 	
HP 5406-44G-PoE+-2XG v2 zl Swch w Pm SW	J9533A
<ul style="list-style-type: none"> 44 autosensing 10/100/1000 port 1 - J9306A HP 1500 W PoE+ zl Power Supply included 1 - J9536A HP 20-port Gig-T PoE+ / 2-port 10-GbE SFP+ v2 zl Module included (min=0 \ max=2 SFP+ Transceivers) 1 - J9534A HP 24-port Gig-T PoE+ v2 zl Module included 4U - Height 	See Configuration Note:1, 5, 9
PDU Cable NA/MEX/TW/JP	J9533A#B2B
<ul style="list-style-type: none"> C15 PDU Jumper Cord (NA/MEX/TW/JP) 	
PDU Cable ROW	J9533A#B2C
<ul style="list-style-type: none"> C15 PDU Jumper Cord (ROW) 	
High Volt Switch to Wall Power Cord	J9533A#B2E
<ul style="list-style-type: none"> NEMA L6-20P Cord (NA/MEX/JP/TW) 	
HP 5406-44G-PoE+-4G v2 zl Swch w Prm SW	J9539A
<ul style="list-style-type: none"> 44 autosensing 10/100/1000 port 1 - J9306A HP 1500 W PoE+ zl Power Supply included 1 - J9535A HP 20-port GT PoE+/4-port SFP v2 zl Mod included (min=0 \ max=4 SFP Transceivers) 1 - J9534A HP 24-port Gig-T PoE+ v2 zl Module included 4U - Height 	See Configuration Note:2, 5, 9
PDU Cable NA/MEX/TW/JP	J9539A#B2B
<ul style="list-style-type: none"> C15 PDU Jumper Cord (NA/MEX/TW/JP) 	
PDU Cable ROW	J9539A#B2C
<ul style="list-style-type: none"> C15 PDU Jumper Cord (ROW) 	
High Volt Switch to Wall Power Cord	J9539A#B2E
<ul style="list-style-type: none"> NEMA L6-20P Cord (NA/MEX/JP/TW) 	
HP 5406 8p10GT 8p10GE Swch and Psw	J9866A
<ul style="list-style-type: none"> 8 RJ-45 10GbE ports 1 - J9306A HP 1500 W PoE+ zl Power Supply included 1 - J9546A HP 8-port 10GBASE-T v2 zl Module included 1 - J9538A HP 8-port 10GbE SFP+ v2 zl Module included (min=0 \ max=8 SFP+ Transceivers) 4U - Height 	See Configuration Note:1, 5, 9
PDU Cable NA/MEX/TW/JP	J9866A#B2B
<ul style="list-style-type: none"> C15 PDU Jumper Cord (NA/MEX/TW/JP) 	

Configuration

PDU Cable ROW	J9866A#B2C
<ul style="list-style-type: none"> C15 PDU Jumper Cord (ROW) 	
High Volt Switch to Wall Power Cord	J9866A#B2E
<ul style="list-style-type: none"> NEMA L6-20P Cord (NA/MEX/JP/TW) 	
HP 5412 zl Switch with Premium Software	J9643A
<ul style="list-style-type: none"> 2 Power Supplies required 7U - Height 	
HP 5412-92G-PoE+-2XG v2 zl Swch w Pm SW	J9532A
<ul style="list-style-type: none"> 92 autosensing 10/100/1000 port 2 - J9306A HP 1500 W PoE+ zl Power Supply included 1 - J9536A HP 20-port Gig-T PoE+ / 2-port 10-GbE SFP+ v2 zl Module included(min=0 \ max=2 SFP+ Transceivers) 3 - J9534A HP 24-port Gig-T PoE+ v2 zl Module included 7U - Height 	See Configuration Note:1, 5, 9
PDU Cable NA/MEX/TW/JP	J9532A#B2B
<ul style="list-style-type: none"> C15 PDU Jumper Cord (NA/MEX/TW/JP) 	
PDU Cable ROW	J9532A#B2C
<ul style="list-style-type: none"> C15 PDU Jumper Cord (ROW) 	
High Volt Switch to Wall Power Cord	J9532A#B2E
<ul style="list-style-type: none"> NEMA L6-20P Cord (NA/MEX/JP/TW) 	
HP 5412-92G-PoE+-4G v2 zl Swch w Prm SW	J9540A
<ul style="list-style-type: none"> 92 autosensing 10/100/1000 port 2 - J9306A HP 1500 W PoE+ zl Power Supply included 1 - J9535A HP 20-port Gig-T PoE+ / 4-port SFP v2 zl Module included (min=0 \ max=4 SFP Transceivers) 3 - J9534A HP 24-port Gig-T PoE+ v2 zl Module included 7U - Height 	See Configuration Note:2, 5, 9
PDU Cable NA/MEX/TW/JP	J9540A#B2B
<ul style="list-style-type: none"> C15 PDU Jumper Cord (NA/MEX/TW/JP) 	
PDU Cable ROW	J9540A#B2C
<ul style="list-style-type: none"> C15 PDU Jumper Cord (ROW) 	
High Volt Switch to Wall Power Cord	J9540A#B2E
<ul style="list-style-type: none"> NEMA L6-20P Cord (NA/MEX/JP/TW) 	

Configuration Rules:

Note 1 The following Transceivers install into this Chassis :

- J4858C - HP X121 1G SFP LC SX Transceiver
- J4859C - HP X121 1G SFP LC LX Transceiver

Configuration

J4860C - HP X121 1G SFP LC LH Transceiver
 J8177C - HP X121 1G SFP RJ45 T Transceiver
 J9142B - HP X122 1G SFP LC BX-D Transceiver
 J9143B - HP X122 1G SFP LC BX-U Transceiver
 J9153A - HP X132 10G SFP+ LC ER Transceiver
 J9151A - HP X132 10G SFP+ LC LR Transceiver
 J9152A - HP X132 10G SFP+ LC LRM Transceiver
 J9150A - HP X132 10G SFP+ LC SR Transceiver
 J9281B - HP X242 SFP+ SFP+ 1m Direct Attach Cable
 J9283B - HP X242 SFP+ SFP+ 3m Direct Attach Cable
 J9285B - HP X242 SFP+ SFP+ 7m Direct Attach Cable
 J9300A - HP X244 XFP SFP+ 1m Direct Attach Cable
 J9301A - HP X244 XFP SFP+ 3m Direct Attach Cable
 J9302A - HP X244 XFP SFP+ 5m Direct Attach Cable

Note 2 The following Transceivers install into this switch:

J4858C - HP X121 1G SFP LC SX Transceiver
 J4859C - HP X121 1G SFP LC LX Transceiver
 J4860C - HP X121 1G SFP LC LH Transceiver
 J8177C - HP X121 1G SFP RJ45 T Transceiver
 J9142B - HP X122 1G SFP LC BX-D Transceiver
 J9143B - HP X122 1G SFP LC BX-U Transceiver
 J9054C - HP X111 100M SFP LC FX Transceiver

Note 5 If #B2E is selected Then replace Localized option with #B2E for power supply and with #B2E for switch . (Offered only in North America, Mexico Taiwan, and Japan)

Note 9 Localization required on orders without #B2B, #B2C or #B2E options.

Box Level Integration CTO Models

CTO Solution Sku

HP 54xx CTO Switch Solution J9809A
 • SSP trigger sku

CTO Switch Chassis

HP 5406 zl Switch with Premium Software J9642A
 • 1 Power Supply required See
 • 4U - Height Configuration
Note:4, 10

HP 5406-44G-PoE+-2XG v2 zl Swch w Pm SW J9533A
 • 44 autosensing 10/100/1000 port See
 • 1 - J9306A HP 1500 W PoE+ zl Power Supply included Configuration
 • 1 - J9536A HP 20-port Gig-T PoE+ / 2-port 10-GbE SFP+ v2 zl Module included (min=0 \ max=2 SFP+ Note:1, 4, 8, 10,
 Transceivers) 12
 • 1 - J9534A HP 24-port Gig-T PoE+ v2 zl Module included
 • 4U - Height

PDU Cable NA/MEX/TW/JP J9533A#B2B

Configuration

<ul style="list-style-type: none"> C15 PDU Jumper Cord (NA/MEX/TW/JP) 	
PDU Cable ROW	J9533A#B2C
<ul style="list-style-type: none"> C15 PDU Jumper Cord (ROW) 	
High Volt Switch to Wall Power Cord	J9533A#B2E
<ul style="list-style-type: none"> NEMA L6-20P Cord (NA/MEX/JP/TW) 	
HP 5406-44G-PoE+-4G v2 zl Swch w Prm SW	J9539A
<ul style="list-style-type: none"> 44 autosensing 10/100/1000 port 1 - J9306A HP 1500 W PoE+ zl Power Supply included 1 - J9535A HP 20-port GT PoE+/4-port SFP v2 zl Mod included (min=0 \ max=4 SFP Transceivers) 1 - J9534A HP 24-port Gig-T PoE+ v2 zl Module included 4U - Height 	See Configuration Note: 2, 4, 8, 10, 12
PDU Cable NA/MEX/TW/JP	J9539A#B2B
<ul style="list-style-type: none"> C15 PDU Jumper Cord (NA/MEX/TW/JP) 	
PDU Cable ROW	J9539A#B2C
<ul style="list-style-type: none"> C15 PDU Jumper Cord (ROW) 	
High Volt Switch to Wall Power Cord	J9539A#B2E
<ul style="list-style-type: none"> NEMA L6-20P Cord (NA/MEX/JP/TW) 	
HP 5406 8p10GT 8p10GE Swch and Psw	J9866A
<ul style="list-style-type: none"> 8 RJ-45 10GbE ports 1 - J9306A HP 1500 W PoE+ zl Power Supply included 1 - J9546A HP 8-port 10GBASE-T v2 zl Module included 1 - J9538A HP 8-port 10GbE SFP+ v2 zl Module included (min=0 \ max=8 SFP+ Transceivers) 4U - Height 	See Configuration Note:1, 4, 8, 10, 12
PDU Cable NA/MEX/TW/JP	J9866A#B2B
<ul style="list-style-type: none"> C15 PDU Jumper Cord (NA/MEX/TW/JP) 	
PDU Cable ROW	J9866A#B2C
<ul style="list-style-type: none"> C15 PDU Jumper Cord (ROW) 	
High Volt Switch to Wall Power Cord	J9866A#B2E
<ul style="list-style-type: none"> NEMA L6-20P Cord (NA/MEX/JP/TW) 	
HP 5412 zl Switch with Premium Software	J9643A
<ul style="list-style-type: none"> 2 Power Supplies required 7U - Height 	See Configuration Note:4, 10
HP 5412-92G-PoE+-2XG v2 zl Swch w Pm SW	J9532A
<ul style="list-style-type: none"> 92 autosensing 10/100/1000 port 2 - J9306A HP 1500 W PoE+ zl Power Supply included 1 - J9536A HP 20-port Gig-T PoE+ / 2-port 10-GbE SFP+ v2 zl Module included(min=0 \ max=2 SFP+ Transceivers) 	See Configuration Note:1, 4, 8, 10, 12

Configuration

- 3 - J9534A HP 24-port Gig-T PoE+ v2 zl Module included
- 7U - Height

PDU Cable NA/MEX/TW/JP J9532A#B2B

- C15 PDU Jumper Cord (NA/MEX/TW/JP)

PDU Cable ROW J9532A#B2C

- C15 PDU Jumper Cord (ROW)

High Volt Switch to Wall Power Cord J9532A#B2E

- NEMA L6-20P Cord (NA/MEX/JP/TW)

HP 5412-92G-PoE+-4G v2 zl Swch w Prm SW J9540A

- 92 autosensing 10/100/1000 port
- 2 - J9306A HP 1500 W PoE+ zl Power Supply included
- 1 - J9535A HP 20-port Gig-T PoE+ / 4-port SFP v2 zl Module included (min=0 \ max=4 SFP Transceivers)
- 3 - J9534A HP 24-port Gig-T PoE+ v2 zl Module included
- 7U - Height

See
Configuration
Note:2, 4, 8, 10,
12

PDU Cable NA/MEX/TW/JP J9540A#B2B

- C15 PDU Jumper Cord (NA/MEX/TW/JP)

PDU Cable ROW J9540A#B2C

- C15 PDU Jumper Cord (ROW)

High Volt Switch to Wall Power Cord J9540A#B2E

- NEMA L6-20P Cord (NA/MEX/JP/TW)

Configuration Rules:

Note 1 The following Transceivers install into this Chassis : (Use #0D1 or #B01 if switch is CTO) - if applicable

J4858C - HP X121 1G SFP LC SX Transceiver
 J4859C - HP X121 1G SFP LC LX Transceiver
 J4860C - HP X121 1G SFP LC LH Transceiver
 J8177C -HP X121 1G SFP RJ45 T Transceiver
 J9142B - HP X122 1G SFP LC BX-D Transceiver
 J9143B - HP X122 1G SFP LC BX-U Transceiver
 J9153A - HP X132 10G SFP+ LC ER Transceiver
 J9151A - HP X132 10G SFP+ LC LR Transceiver
 J9152A - HP X132 10G SFP+ LC LRM Transceiver
 J9150A - HP X132 10G SFP+ LC SR Transceiver
 J9281B - HP X242 SFP+ SFP+ 1m Direct Attach Cable
 J9283B - HP X242 SFP+ SFP+ 3m Direct Attach Cable
 J9285B - HP X242 SFP+ SFP+ 7m Direct Attach Cable
 J9300A - HP X244 XFP SFP+ 1m Direct Attach Cable
 J9301A - HP X244 XFP SFP+ 3m Direct Attach Cable
 J9302A - HP X244 XFP SFP+ 5m Direct Attach Cable

Note 2 The following Transceivers install into this Chassis : (Use #0D1 if switch is CTO) - if applicable

J4858C - HP X121 1G SFP LC SX Transceiver

Configuration

- J4859C - HP X121 1G SFP LC LX Transceiver
- J4860C - HP X121 1G SFP LC LH Transceiver
- J8177C - HP X121 1G SFP RJ45 T Transceiver
- J9142B - HP X122 1G SFP LC BX-D Transceiver
- J9143B - HP X122 1G SFP LC BX-U Transceiver
- J9054C - HP X111 100M SFP LC FX Transceiver

- Note 4** Localization required on orders without #B2B, #B2C or #B2E options.
- Note 8** If #B2E is selected Then replace Localized option with #B2E for power supply and with #B2E for switch . (Offered only in North America, Mexico Taiwan, and Japan)
- Note 10** If the Switch Chassis is to be Factory Integrated (CTO), Then the #0D1 is required on the Switch Chassis and integrated to the J9809A - HP 5400 CTO Enablement. (Min 1/Max 1 Switch per SSP)
- Note 12** If this Switch is selected, Then a Minimum of 1 factory integrated accessory must be ordered and integrated to CTO chassis. See Menu below, option must have a #0D1 to be integrated to the CTO Chassis.

Rack Level Integration CTO Models

CTO Switch Chassis

HP 5406 zl Switch with Premium Software

- 1 Power Supply required
- 4U - Height

J9642A
See
Configuration
Note:11

HP 5406-44G-PoE+-2XG v2 zl Swch w Pm SW

- 44 autosensing 10/100/1000 port
- 1 - J9306A HP 1500 W PoE+ zl Power Supply included
- 1 - J9536A HP 20-port Gig-T PoE+ / 2-port 10-GbE SFP+ v2 zl Module included (min=0 \ max=2 SFP+ Transceivers)
- 1 - J9534A HP 24-port Gig-T PoE+ v2 zl Module included
- 4U - Height

J9533A
See
Configuration
Note:1, 4, 11

PDU Cable NA/MEX/TW/JP

- C15 PDU Jumper Cord (NA/MEX/TW/JP)

J9533A#B2B

PDU Cable ROW

- C15 PDU Jumper Cord (ROW)

J9533A#B2C

HP 5406-44G-PoE+-4G v2 zl Swch w Prm SW

- 44 autosensing 10/100/1000 port
- 1 - J9306A HP 1500 W PoE+ zl Power Supply included
- 1 - J9535A HP 20-port GT PoE+/4-port SFP v2 zl Mod included (min=0 \ max=4 SFP Transceivers)
- 1 - J9534A HP 24-port Gig-T PoE+ v2 zl Module included
- 4U - Height

J9539A
See
Configuration
Note:2, 4, 11

PDU Cable NA/MEX/TW/JP

- C15 PDU Jumper Cord (NA/MEX/TW/JP)

J9539A#B2B

Configuration

PDU Cable ROW	J9539A#B2C
<ul style="list-style-type: none"> C15 PDU Jumper Cord (ROW) 	
HP 5406 8p10GT 8p10GE Swch and Psw	J9866A
<ul style="list-style-type: none"> 8 RJ-45 10GbE ports 1 - J9306A HP 1500 W PoE+ zl Power Supply included 1 - J9546A HP 8-port 10GBASE-T v2 zl Module included 1 - J9538A HP 8-port 10GbE SFP+ v2 zl Module included (min=0 \ max=8 SFP+ Transceivers) 4U - Height 	See Configuration Note:1, 4, 11
PDU Cable NA/MEX/TW/JP	J9866A#B2B
<ul style="list-style-type: none"> C15 PDU Jumper Cord (NA/MEX/TW/JP) 	
PDU Cable ROW	J9866A#B2C
<ul style="list-style-type: none"> C15 PDU Jumper Cord (ROW) 	
HP 5412 zl Switch with Premium Software	J9643A
<ul style="list-style-type: none"> 2 Power Supplies required 7U - Height 	See Configuration Note:11
HP 5412-92G-PoE+-2XG v2 zl Swch w Pm SW	J9532A
<ul style="list-style-type: none"> 92 autosensing 10/100/1000 port 2 - J9306A HP 1500 W PoE+ zl Power Supply included 1 - J9536A HP 20-port Gig-T PoE+ / 2-port 10-GbE SFP+ v2 zl Module included(min=0 \ max=2 SFP+ Transceivers) 3 - J9534A HP 24-port Gig-T PoE+ v2 zl Module included 7U - Height 	See Configuration Note:1, 4, 11
PDU Cable NA/MEX/TW/JP	J9532A#B2B
<ul style="list-style-type: none"> C15 PDU Jumper Cord (NA/MEX/TW/JP) 	
PDU Cable ROW	J9532A#B2C
<ul style="list-style-type: none"> C15 PDU Jumper Cord (ROW) 	
HP 5412-92G-PoE+-4G v2 zl Swch w Prm SW	J9540A
<ul style="list-style-type: none"> 92 autosensing 10/100/1000 port 2 - J9306A HP 1500 W PoE+ zl Power Supply included 1 - J9535A HP 20-port Gig-T PoE+ / 4-port SFP v2 zl Module included (min=0 \ max=4 SFP Transceivers) 3 - J9534A HP 24-port Gig-T PoE+ v2 zl Module included 7U - Height 	See Configuration Note:2, 4, 11
PDU Cable NA/MEX/TW/JP	J9540A#B2B
<ul style="list-style-type: none"> C15 PDU Jumper Cord (NA/MEX/TW/JP) 	
PDU Cable ROW	J9540A#B2C
<ul style="list-style-type: none"> C15 PDU Jumper Cord (ROW) 	

Configuration

Configuration Rules:

- Note 1** The following Transceivers install into this Chassis : (Use #0D1 or #B01 if switch is CTO) - if applicable
- J4858C - HP X121 1G SFP LC SX Transceiver
 - J4859C - HP X121 1G SFP LC LX Transceiver
 - J4860C - HP X121 1G SFP LC LH Transceiver
 - J8177C - HP X121 1G SFP RJ45 T Transceiver
 - J9142B - HP X122 1G SFP LC BX-D Transceiver
 - J9143B - HP X122 1G SFP LC BX-U Transceiver
 - J9153A - HP X132 10G SFP+ LC ER Transceiver
 - J9151A - HP X132 10G SFP+ LC LR Transceiver
 - J9152A - HP X132 10G SFP+ LC LRM Transceiver
 - J9150A - HP X132 10G SFP+ LC SR Transceiver
 - J9281B - HP X242 SFP+ SFP+ 1m Direct Attach Cable
 - J9283B - HP X242 SFP+ SFP+ 3m Direct Attach Cable
 - J9285B - HP X242 SFP+ SFP+ 7m Direct Attach Cable
 - J9300A - HP X244 XFP SFP+ 1m Direct Attach Cable
 - J9301A - HP X244 XFP SFP+ 3m Direct Attach Cable
 - J9302A - HP X244 XFP SFP+ 5m Direct Attach Cable
- Note 2** The following Transceivers install into this Chassis : (Use #0D1 if switch is CTO) - if applicable
- J4858C - HP X121 1G SFP LC SX Transceiver
 - J4859C - HP X121 1G SFP LC LX Transceiver
 - J4860C - HP X121 1G SFP LC LH Transceiver
 - J8177C - HP X121 1G SFP RJ45 T Transceiver
 - J9142B - HP X122 1G SFP LC BX-D Transceiver
 - J9143B - HP X122 1G SFP LC BX-U Transceiver
 - J9054C - HP X111 100M SFP LC FX Transceiver
- Note 4** Localization required on orders without #B2B, #B2C or #B2E options.
- Note 11** If the CTO Switch Chassis needs to be racked, Then the CTO Base Model needs to integrate (with #0D1) to the HP Rack.

Modules

I/O Modules

- HP 20-port GT PoE+/4-port SFP v2 zl Mod
- min=0 \ max=4 SFP Transceivers
- J9535A
See Configuration Note:1
- HP 24-port SFP v2 zl Module
- min=0 \ max=24 SFP Transceivers
- J9537A
See Configuration Note:1
- HP 12p Gig-T PoE+/12p SFP v2 zl Mod
- min=0 \ max=12 SFP Transceivers
- J9637A
See Configuration Note:1

Configuration

HP 20-port Gig-T / 4-port SFP v2 zl Mod <ul style="list-style-type: none">min=0 \ max=4 SFP Transceivers	J9549A See Configuration Note:1
HP 4-port 10GbE SFP+ zl Module <ul style="list-style-type: none">min=0 \ max=4 SFP+ Transceivers	J9309A See Configuration Note:2
HP 8-port 10 GbE SFP+ v2 zl Module <ul style="list-style-type: none">min=0 \ max=8 SFP+ Transceivers	J9538A See Configuration Note:5
HP 20p GT PoE+ / 2p SFP+ v2 zl Module <ul style="list-style-type: none">min=0 \ max=2 SFP+ Transceivers	J9536A See Configuration Note:5
HP 20-port Gig-T / 2-port SFP+ v2 zl Mod <ul style="list-style-type: none">min=0 \ max=2 SFP+ Transceivers	J9548A See Configuration Note:5
HP 4-Port 10 GbE X2 zl Module <ul style="list-style-type: none">min=0 \ max=2 X2 Transceivers	J8707A See Configuration Note:3
HP 4-Port 10 GbE CX4 zl Module <ul style="list-style-type: none">min=0 \ max=2 CX4 Media Converter	J8708A
HP 8-port 10GBase-T v2 zl Module <ul style="list-style-type: none">No Transceivers	J9546A
HP 24-Port 10/100/1000 PoE zl Module <ul style="list-style-type: none">No Transceivers	J8702A
HP 20p 10/100/1000 PoE+/4p MGBIC zl Mod <ul style="list-style-type: none">min=0 \ max=4 SFP Transceivers	J9308A See Configuration Note:1
HP 20-Port Gig-T/4-Port Mini-GBIC zl Module <ul style="list-style-type: none">min=0 \ max=4 SFP Transceivers	J8705A See Configuration Note:12
HP 24-Port Mini-GBIC zl Module	J8706A

Configuration

<ul style="list-style-type: none"> min=0 \ max=24 SFP Transceivers 	See Configuration Note:12
HP 24-Port 10/100/1000 PoE+ zl Module <ul style="list-style-type: none"> No Transceivers 	J9307A
HP 24-port Gig-T PoE+ v2 zl Module <ul style="list-style-type: none"> No Transceivers 	J9534A
HP 24-Port 10/100 PoE+ zl Module <ul style="list-style-type: none"> No Transceivers 	J9478A
HP 24-port 10/100 PoE+ v2 zl Module <ul style="list-style-type: none"> No Transceivers 	J9547A
HP 24-port Gig-T v2 zl Module <ul style="list-style-type: none"> No Transceivers 	J9550A
HP MSM775 zl Premium Controller Module <ul style="list-style-type: none"> No Transceivers 	J9840A See Configuration Note:10
HP Surv Brch Com zl Mod pwrby Msft Lync <ul style="list-style-type: none"> No Transceivers. Double Height Module, takes up 2 Vertical slots* 	J9485A See Configuration Note:4, 6, 7, 8, 9
HP Advanced Services v2 zl Module w/ HDD <ul style="list-style-type: none"> No Transceivers 	J9857A See Configuration Note:11
HP Advanced Services v2 zl Module w/ SSD <ul style="list-style-type: none"> No Transceivers 	J9858A See Configuration Note:11

Configuration Rules:

Note 1 The following Transceivers install into this Module: (Use #0D1 if switch is CTO) - if applicable
 J9054C - HP X111 100M SFP LC FX Transceiver
 J4860C - HP X121 1G SFP LC LH Transceiver
 J4858C - HP X121 1G SFP LC SX Transceiver
 J4859C - HP X121 1G SFP LC LX Transceiver
 J9142B - HP X122 1G SFP LC BX-D Transceiver
 J9143B - HP X122 1G SFP LC BX-U Transceiver
 J8177C - HP X121 1G SFP RJ45 T Transceiver

Note 2 The following Transceivers install into this Module: (Use #0D1 or #B01 if switch is CTO) - if

Configuration

applicable

J9153A - HP X132 10G SFP+ LC ER Transceiver
J9151A - HP X132 10G SFP+ LC LR Transceiver
J9152A - HP X132 10G SFP+ LC LRM Transceiver
J9150A - HP X132 10G SFP+ LC SR Transceiver
J9281B - HP X242 SFP+ SFP+ 1m Direct Attach Cable
J9283B - HP X242 SFP+ SFP+ 3m Direct Attach Cable
J9285B - HP X242 SFP+ SFP+ 7m Direct Attach Cable
J9300A - HP X244 XFP SFP+ 1m Direct Attach Cable
J9301A - HP X244 XFP SFP+ 3m Direct Attach Cable
J9302A - HP X244 XFP SFP+ 5m Direct Attach Cable

Note 3 The following Transceivers install into this Module: (Use #0D1 if switch is CTO) - if applicable
J8436A - HP X131 10G X2 SC SR Transceiver
J8437A - HP X131 10G X2 SC LR Transceiver
J9144A - HP X131 10G X2 SC LRM Transceiver

Note 4 The following Upgrades install into this Module:
J9488A - Sangoma 2-port T1/E1/J1 Telephony Card
J9489A - Sangoma 4-port T1/E1/J1 Telephony Card
J9516A - Sangoma 4-port FXO Telephony Card
J9482A - Sangoma 4-port FXS Telephony Card
J9518A - Sangoma 2-port FXO / 2-port FXS Telephony Card
J9487A - Sangoma 1-port T1/E1/J1 Telephony Card

Note 5 The following Transceivers install into this Module: (Use #0D1 or #B01 if switch is CTO) - if applicable
J4860C - HP X121 1G SFP LC LH Transceiver
J4858C - HP X121 1G SFP LC SX Transceiver
J4859C - HP X121 1G SFP LC LX Transceiver
J9142B - HP X122 1G SFP LC BX-D Transceiver
J9143B - HP X122 1G SFP LC BX-U Transceiver
J8177C - HP X121 1G SFP RJ45 T Transceiver
J9153A - HP X132 10G SFP+ LC ER Transceiver
J9151A - HP X132 10G SFP+ LC LR Transceiver
J9152A - HP X132 10G SFP+ LC LRM Transceiver
J9150A - HP X132 10G SFP+ LC SR Transceiver
J9281B - HP X242 SFP+ SFP+ 1m Direct Attach Cable
J9283B - HP X242 SFP+ SFP+ 3m Direct Attach Cable
J9285B - HP X242 SFP+ SFP+ 7m Direct Attach Cable
J9300A - HP X244 XFP SFP+ 1m Direct Attach Cable
J9301A - HP X244 XFP SFP+ 3m Direct Attach Cable
J9302A - HP X244 XFP SFP+ 5m Direct Attach Cable

Note 6 For Switches: J9643A, J9532A, J9540A; If this module is selected, Then Max = 4 Modules of any combination or pairing of the following modules: J9485A. Double Height Modules occupy 2 vertical slots.

Note 7 If this module is selected, Then show following message:
For better airflow, This module must be located on left side only in the following Switches: J9642A, J9533A, J9539A, J9866A
For better airflow, It is preferred, but not required, that This module be located on left side only in the following Switches: J9643A, J9532A, J9540A.

Configuration

- Note 8** For Switches J9642A, J9533A, J9539A, J9866A; If this module is selected, Then Max = 3 SLOTS on left side of chassis only, of any combination or pairing of the following modules: J9485A. Double Height Modules occupy 2 vertical slots.
- Note 9** This module occupies 2 Vertical Slots.
- Note 10** Maximum of this Module per Chassis:
 J9642A min=0\max=5 per Chassis
 J9533A, J9539A, J9866A, min=0\max=4 per Chassis
 J9643A, J9532A, J9540A, min=0\max=6 per Chassis
 There are no restrictions on which slots these modules may go in.
- Note 11** Maximum of this Module per Chassis:
 J9642A, J9533A, J9539A, J9866A, min=0\max=4 per Chassis
 J9643A, J9532A, J9540A, min=0\max=6 per Chassis
 There are no restrictions on which slots these modules may go in.
- Note 12** The following Transceivers install into this Module: (Use #0D1 if switch is CTO) - if applicable
 J9054C - HP X111 100M SFP LC FX Transceiver
 J4860C - HP X121 1G SFP LC LH Transceiver
 J4858C - HP X121 1G SFP LC SX Transceiver
 J4859C - HP X121 1G SFP LC LX Transceiver
 J8177C - HP X121 1G SFP RJ45 T Transceiver

Transceivers

SFP Transceivers

HP X111 100M SFP LC FX Transceiver	J9054C
HP X121 1G SFP LC LH Transceiver	J4860C
HP X121 1G SFP LC LX Transceiver	J4859C
HP X121 1G SFP LC SX Transceiver	J4858C
HP X122 1G SFP LC BX-D Transceiver	J9142B
HP X122 1G SFP LC BX-U Transceiver	J9143B
HP X121 1G SFP RJ45 T Transceiver	J8177C

SFP+ Transceivers

HP X132 10G SFP+ LC ER Transceiver	J9153A
HP X132 10G SFP+ LC LR Transceiver	J9151A
HP X132 10G SFP+ LC LRM Transceiver	J9152A
HP X132 10G SFP+ LC SR Transceiver	J9150A
HP X242 10G SFP+ SFP+ 1m DAC Cable	J9281B#B01
HP X242 10G SFP+ SFP+ 3m DAC Cable	J9283B#B01
HP X242 10G SFP+ SFP+ 7m DAC Cable	J9285B#B01
HP X244 10G XFP SFP+ 1m DAC Cable	J9300A#B01
HP X244 10G XFP SFP+ 3m DAC Cable	J9301A#B01
HP X244 10G XFP SFP+ 5m DAC Cable	J9302A#B01

X2 Transceivers

HP X131 10G X2 SC LR Transceiver	J8437A
----------------------------------	--------

Configuration

HP X131 10G X2 SC LRM Transceiver	J9144A
HP X131 10G X2 SC SR Transceiver	J8436A

Internal Power Supplies

J9642A System (std 0 // max 2) User Selection (min 1 / max 2)

J9533A, J9866A and J9539A System (std 1 // max 2) User Selection (min 0 / max 1)

J9643A System (std 0 // max 4) User Selection (min 2 / max 4)

J9532A and J9540A System (std 2 // max 4) User Selection (min 0 / max 2)

HP 1500 W PoE+ zl Power Supply	J9306A
<ul style="list-style-type: none"> includes 1 x c15, 1500w 	See Configuration Note:1, 2, 6

PDU Cable NA/MEX/TW/JP	J9306A#B2B
<ul style="list-style-type: none"> C15 PDU Jumper Cord (NA/MEX/TW/JP) 	

PDU Cable ROW	J9306A#B2C
<ul style="list-style-type: none"> C15 PDU Jumper Cord (ROW) 	

High Volt Switch to Wall Power Cord	J9306A#B2E
<ul style="list-style-type: none"> NEMA L6-20P Cord (NA/MEX/JP/TW) 	

HP 875W zl Power Supply	J8712A
<ul style="list-style-type: none"> includes 1 x c15, 875w 	See Configuration Note:1, 2, 5, 6

PDU Cable NA/MEX/TW/JP	J8712A#B2B
<ul style="list-style-type: none"> C15 PDU Jumper Cord (NA/MEX/TW/JP) 	

PDU Cable ROW	J8712A#B2C
<ul style="list-style-type: none"> C15 PDU Jumper Cord (ROW) 	

High Volt Switch to Wall Power Cord	J8712A#B2E
<ul style="list-style-type: none"> NEMA L6-20P Cord (NA/MEX/JP/TW) 	

HP 1500 W zl Power Supply	J8713A
<ul style="list-style-type: none"> includes 1 x c19 	See Configuration Note:1, 2, 5, 6

PDU Cable NA/MX/TW/JP	J8713A#B2B
<ul style="list-style-type: none"> C19 PDU Jumper Cord (NA/MX/TW/JP) 	

PDU Cable ROW	J8713A#B2C
---------------	------------

Configuration

- C19 PDU Jumper Cord (ROW)

High Volt Switch to Wall Power Cord

J8713A#B2E

- NEMA L6-20P Cord (NA/MEX/JP/TW)

Configuration Rules:

- Note 1 Power Supplies cannot be mixed for a switch enclosure
- Note 2 Localization required on orders without #B2B, #B2C or #B2E options.
- Note 5 This power supply is not supported on the J9533A, J9539A, J9532A, J9866A and J9540A switches.
- Note 6 If #B2E is selected Then replace Localized option with #B2E for power supply and with #B2E for switch . (Offered only in NA, Mexico, Taiwan, and Japan)

Remarks:

If Power Supply is added to switch with power supply, then Switch and Power Supply localization must match.

Drop down under power supply should offer the following options and results:
 Switch/Router/Power Supply to PDU Power Cord - #B2B in North America, Mexico, Taiwan, and Japan or #B2C ROW. (Watson Default B2B or B2C for Rack Level CTO)
 Switch/Router/Power Supply to Wall Power Cord - Localized Option (Watson Default for BTO and Box Level CTO)
 High Volt Switch/Router/Power Supply to Wall Power Cord - #B2E Option. (Offered only in North America, Mexico, Taiwan, and Japan)

Cables

Multi-Mode Cables

HP .5m Multi-mode OM3 LC/LC FC Cable	AJ833A
HP 1m Multi-mode OM3 LC/LC FC Cable	AJ834A
HP 2 m Multimode OM3 LC/LC FC Cable	AJ835A
HP 5 m Multimode OM3 LC/LC FC Cable	AJ836A
HP 15 m Multimode OM3 LC/LC FC Cable	AJ837A
HP 30 m Multimode OM3 LC/LC FC Cable	AJ838A
HP 50 m Multimode OM3 LC/LC FC Cable	AJ839A
HP Premier Flex LC/LC OM4 2f 1m Cbl	QK732A
HP Premier Flex LC/LC OM4 2f 2m Cbl	QK733A
HP Premier Flex LC/LC OM4 2f 5m Cbl	QK734A
HP Premier Flex LC/LC OM4 2f 15m Cbl	QK735A
HP Premier Flex LC/LC OM4 2f 30m Cbl	QK736A
HP Premier Flex LC/LC OM4 2f 50m Cbl	QK737A

Switch Enclosure Options

External Redundant Power Supplies

Configuration

HP zL Power Supply Shelf

- Height = 3U

J8714A
See
Configuration
Note:1

Configuration Rules:

Note 1 This power supply is not supported on the J9821A, J9868A, J9823A, J9824A, J9822A, J9825A and J9826A switches.

Remarks: This shelf allows the addition of 2 extra J9306A - HP 1500 W PoE+ zL Power Supply in order to increase the number of POE+ ports.

Cables included: includes two 2 m PoE (EPS) cables; cables can be used to carry PoE power to the connected switch; no extra cables are needed for a complete solution. Flexible mounting: the power shelf can be mounted forward or rear facing in a rack; in a four-post rack, two power shelves can be mounted front to front, requiring only 3U of rack space.

Survivable Branch Communication Upgrades

Sangoma 2-port T1/E1/J1 Telephony Card

J9488A

Sangoma 4-port T1/E1/J1 Telephony Card

J9489A

Sangoma 4-port FXO Telephony Card

J9516A

Sangoma 4-port FXS Telephony Card

J9482A

Sangoma 2-port FXO / 2-port FXS Telephony Card

J9518A

Sangoma 1-port T1/E1/J1 Telephony Card

J9487A

Remarks: The Sangoma Telephony Cards are accessories to the J9485A.

US Federal Government certifications

HP zL Chassis FIPS 10K Rack Mounting Kit

J9708A
See
Configuration
Note:1

HP 16mm x 32mm Tmpr-Evidence (20) Labels

J9740A
See
Configuration
Note:1

HP 16mm x 32mm Tmpr-Evidence (120) Label

J9709A
See
Configuration
Note:1

HP 5406 zL FIPS Opacity Shield Kit

J9710A
See
Configuration
Note:1

HP 5412 zL FIPS Opacity Shield Kit

J9711A

Configuration

	See Configuration Note:1
HP 5406 zL High Performance Fan Tray	J9721A See Configuration Note:1
HP 5412 zL High Performance Fan Tray	J9722A See Configuration Note:1

Configuration Rules:

Note 1 Do not display in Watson.

Technical Specifications

HP 5406 zl Switch with Premium Software (J9642A)	I/O ports and slots	6 open module slots Supports a maximum of 48 10-GbE ports or 144 autosensing 10/100/1000 ports or 144 mini-GBICs, or a combination
	Power supplies	2 power supply slots 1 minimum power supply required (ordered separately)
Physical characteristics	Dimensions	17.5(w) x 17.75(d) x 6.9(h) in (44.45 x 45.09 x 17.53 cm) (4U height)
	Weight	23.55 lb (10.68 kg)
	Memory and processor	
	Gigabit Module	ARM9 @ 200 MHz; packet buffer size: 144 Mb QDR SDRAM
	10G module	ARM9 @ 200 MHz; packet buffer size: 36 Mb QDR SDRAM
	Management Module	Freescale PowerPC 8540 @ 666 MHz, 4 MB flash, 128 MB compact flash, 256 MB DDR SDRAM
Mounting and enclosure	Mounts in an EIA-standard 19 in. telco rack or equipment cabinet (hardware included); horizontal surface mounting only	
Performance	1000 Mb Latency	< 3.7 μ s (FIFO 64-byte packets)
	10 Gbps Latency	< 2.1 μ s (FIFO 64-byte packets)
	Throughput	up to 282.1 Mpps
	Routing/Switching capacity	379.2 Gbps
	Switch fabric speed	379.2 Gbps
	Routing table size	10000 entries (IPv4), 5000 entries (IPv6)
	MAC address table size	64000 entries
Environment	Operating temperature	32°F to 131°F (0°C to 55°C); 0°C to 40°C with J8706A or J8707A modules installed
	Operating relative humidity	15% to 95% @ 131°F (55°C), noncondensing
	Nonoperating/Storage temperature	-40°F to 158°F (-40°C to 70°C)
	Nonoperating/Storage relative humidity	15% to 95% @ 149°F (65°C), noncondensing
	Altitude	up to 10,000 ft (3 km)
	Acoustic	Power: 57 dB, Pressure: 40.2 dB ISO 7779, ISO 9296
Electrical characteristics	Frequency	50/60 Hz
	Description	Chassis ships without power supplies. Two power supply slots are available; three different power supplies are available. See power supply products for additional specifications.
	Maximum heat dissipation	2450 BTU/hr (2584 kJ/hr), (max. non-PoE); 3700 BTU/hr (3903 kJ/hr) (max. using PoE)
Safety	AC voltage	100-127/200-240 VAC
		CSA 22.2 No. 60950; UL 60950; IEC 60950; EN 60950

Technical Specifications

Emissions	FCC Class A; VCCI Class A; EN 55022/CISPR 22 Class A
Immunity	<p>EN EN 55024, CISPR 24</p> <p>ESD IEC 61000-4-2; 4 kV CD, 8 kV AD</p> <p>Radiated IEC 61000-4-3; 3 V/m</p> <p>EFT/Burst IEC 61000-4-4; 1.0 kV (power line), 0.5 kV (signal line)</p> <p>Surge IEC 61000-4-5; 1 kV/2 kV AC</p> <p>Conducted IEC 61000-4-6; 3 V</p> <p>Power frequency magnetic field IEC 61000-4-8; 1 A/m, 50 or 60 Hz</p> <p>Voltage dips and interruptions IEC 61000-4-11; >95% reduction, 0.5 period; 30% reduction, 25 periods</p> <p>Harmonics EN 61000-3-2, IEC 61000-3-2</p> <p>Flicker EN 61000-3-3, IEC 61000-3-3</p>
Management	HP PCM+; HP PCM (included); command-line interface; Web browser; configuration menu; out-of-band management (serial RS-232C)
Notes	Supported 1G SFP transceivers are revision "B" or later (product number ends with the letter "B" or later; for example, J9142B, J8177C).
Services	Refer to the HP website at: www.hp.com/networking/services for details on the service-level descriptions and product numbers. For details about services and response times in your area, please contact your local HP sales office.

HP 5412 zl Switch with Premium Software (J9643A)	I/O ports and slots	12 open module slots Supports a maximum of 96 10-GbE ports or 288 autosensing 10/100/1000 ports or 288 mini-GBICs, or a combination	
	Power supplies	4 power supply slots 2 minimum power supplies required (ordered separately)	
	Physical characteristics	Dimensions	17.5(w) x 17.75(d) x 12.1(h) in (44.45 x 45.09 x 30.73 cm) (7U height)
		Weight	34.94 lb (15.85 kg)
		Memory and processor	
	Memory and processor	Gigabit Module	ARM9 @ 200 MHz; packet buffer size: 144 Mb QDR SDRAM
		10G module	ARM9 @ 200 MHz; packet buffer size: 36 Mb QDR SDRAM
		Management Module	Freescale PowerPC 8540 @ 666 MHz, 4 MB flash Mb, 128 MB compact flash, 256 MB DDR SDRAM
	Mounting and enclosure	Mounts in an EIA-standard 19 in. telco rack or equipment cabinet (hardware included); horizontal surface mounting only	
	Performance	1000 Mb Latency	< 3.7 μs (FIFO 64-byte packets)
10 Gbps Latency		< 2.1 μs (FIFO 64-byte packets)	
Throughput		up to 564.2 Mpps	
Routing/Switching capacity		758.4 Gbps	
Switch fabric speed		758.4 Gbps	
Routing table size		10000 entries (IPv4), 5000 entries (IPv6)	
	MAC address table size	64000 entries	

Technical Specifications

Environment	Operating temperature	32°F to 131°F (0°C to 55°C); 0°C to 40°C with J8706A or J8707A modules installed	
	Operating relative humidity	15% to 95% @ 131°F (55°C), noncondensing	
	Nonoperating/Storage temperature	-40°F to 158°F (-40°C to 70°C)	
	Nonoperating/Storage relative humidity	15% to 95% @ 149°F (65°C), noncondensing	
	Altitude	up to 10,000 ft (3 km)	
	Acoustic	Power: 64 dB, Pressure: 57.5 dB ISO 7779, ISO 9296	
	Electrical characteristics	Frequency	50/60 Hz
		Description	Chassis ships without power supplies. Four power supply slots are available; three different power supplies are available. See power supply products for additional specifications.
		Maximum heat dissipation	4900 BTU/hr (5169 kJ/hr), (max. non-PoE); 7400 BTU/hr (7,807 kJ/hr) (max. using PoE)
		AC voltage	100-127/200-240 VAC
Safety		CSA 22.2 No. 60950; UL 60950; IEC 60950; EN 60950	
Emissions Immunity		FCC Class A; VCCI Class A; EN 55022/CISPR 22 Class A	
	EN	EN 55024, CISPR 24	
	ESD	IEC 61000-4-2; 4 kV CD, 8 kV AD	
	Radiated	IEC 61000-4-3; 3 V/m	
	EFT/Burst	IEC 61000-4-4; 1.0 kV (power line), 0.5 kV (signal line)	
	Surge	IEC 61000-4-5; 1 kV/2 kV AC	
	Conducted	IEC 61000-4-6; 3 V	
	Power frequency magnetic field	IEC 61000-4-8; 1 A/m, 50 or 60 Hz	
	Voltage dips and interruptions	IEC 61000-4-11; >95% reduction, 0.5 period; 30% reduction, 25 periods	
	Harmonics	EN 61000-3-2, IEC 61000-3-2	
Flicker	EN 61000-3-3, IEC 61000-3-3		
Management	HP PCM+; HP PCM (included); command-line interface; Web browser; configuration menu; out-of-band management (serial RS-232C)		
Notes	Supported 1G SFP transceivers are revision "B" or later (product number ends with the letter "B" or later; for example, J9142B, J8177C).		
Services	Refer to the HP website at: www.hp.com/networking/services for details on the service-level descriptions and product numbers. For details about services and response times in your area, please contact your local HP sales office.		

HP 5406-44G-PoE+-2XG v2 zl Switch with Premium Software (J9533A)	Included accessories	1 HP 20-port Gig-T PoE+ / 2-port 10GbE SFP+ v2 zl Module (J9536A) 1 HP 1500W PoE+ zl Power Supply (J9306A) 1 HP 24-port Gig-T PoE+ v2 zl Module (J9534A)
	Ports	44 RJ-45 autosensing 10/100/1000 PoE+ ports (IEEE 802.3 Type 10BASE-T, IEEE 802.3u Type 100BASE-TX, IEEE 802.3ab Type 1000BASE-T, IEEE

Technical Specifications

		802.3at PoE+); Media Type: Auto-MDIX; Duplex: 10BASE-T/100BASE-TX: half or full; 1000BASE-T: full only
		2 open 10-GbE SFP+ transceiver slots
		4 open module slots
		Supports a maximum of 16 10-GbE ports or 140 autosensing 10/100/1000 ports or 100 mini-GBICs, or a combination
Power supplies		2 power supply slots 1 minimum power supply required includes: 1 x J9306A (HP 1500W PoE+ zl Power Supply)
Physical characteristics	Dimensions	17.5(w) x 17.75(d) x 6.9(h) in (44.45 x 45.09 x 17.53 cm) (4U height)
	Weight	46.08 lb (20.9 kg)
Memory and processor	Gigabit Module	ARM9 @ 200 MHz; packet buffer size: 144 Mb QDR SDRAM
	10G module	ARM9 @ 200 MHz; packet buffer size: 36 Mb QDR SDRAM
	Management Module	Freescall PowerPC 8540 @ 666 MHz, 4 MB flash, 128 MB compact flash, 256 MB DDR SDRAM
Mounting and enclosure		Mounts in an EIA-standard 19 in. telco rack or equipment cabinet (hardware included); horizontal surface mounting only
Performance	1000 Mb Latency	< 3.7 μ s (FIFO 64-byte packets)
	10 Gbps Latency	< 2.1 μ s (FIFO 64-byte packets)
	Throughput	up to 282.1 Mpps
	Routing/Switching capacity	379.2 Gbps
	Switch fabric speed	379.2 Gbps
	Routing table size	10000 entries (IPv4), 5000 entries (IPv6)
	MAC address table size	64000 entries
Environment	Operating temperature	32°F to 131°F (0°C to 55°C); 0°C to 40°C with J8706A or J8707A modules installed
	Operating relative humidity	15% to 95% @ 131°F (55°C), noncondensing
	Nonoperating/Storage temperature	-40°F to 158°F (-40°C to 70°C)
	Nonoperating/Storage relative humidity	15% to 95% @ 149°F (65°C), noncondensing
	Altitude	up to 10,000 ft (3 km)
	Acoustic	Power: 57 dB, Pressure: 40.2 dB ISO 7779, ISO 9296
Electrical characteristics	Frequency	50/60 Hz
	Description	One J9306A installed. One open power supply slot is available; three different power supplies are available. See power supply products for additional specifications.
	Maximum heat dissipation	2450 BTU/hr (2584.75 kJ/hr), (max. non-PoE); 3700 BTU/hr (3903 kJ/hr) (max. using PoE)
	AC voltage	100-127/200-240 VAC

Technical Specifications

Safety	Idle power	215 W
Emissions		CSA 22.2 No. 60950; UL 60950; IEC 60950; EN 60950
Immunity		FCC Class A; VCCI Class A; EN 55022/CISPR 22 Class A
	EN	EN 55024, CISPR 24
	ESD	IEC 61000-4-2; 4 kV CD, 8 kV AD
	Radiated	IEC 61000-4-3; 3 V/m
	EFT/Burst	IEC 61000-4-4; 1.0 kV (power line), 0.5 kV (signal line)
	Surge	IEC 61000-4-5; 1 kV/2 kV AC
	Conducted	IEC 61000-4-6; 3 V
	Power frequency magnetic field	IEC 61000-4-8; 1 A/m, 50 or 60 Hz
	Voltage dips and interruptions	IEC 61000-4-11; >95% reduction, 0.5 period; 30% reduction, 25 periods
	Harmonics	EN 61000-3-2, IEC 61000-3-2
	Flicker	EN 61000-3-3, IEC 61000-3-3
Management		HP PCM+; HP PCM (included); command-line interface; Web browser; configuration menu; out-of-band management (serial RS-232C)
Notes		Supported 1G SFP transceivers are revision "B" or later (product number ends with the letter "B" or later; for example, J9142B, J8177C).
Services		Refer to the HP website at: www.hp.com/networking/services for details on the service-level descriptions and product numbers. For details about services and response times in your area, please contact your local HP sales office.

HP 5412-92G-PoE+-2XG v2 zl Switch with Premium Software (J9532A)	Included accessories	3 HP 24-port Gig-T PoE+ v2 zl Module (J9534A) 1 HP 20-port Gig-T PoE+ / 2-port 10GbE SFP+ v2 zl Module (J9536A) 2 HP 1500W PoE+ zl Power Supply (J9306A)
	I/O ports and slots	92 RJ-45 autosensing 10/100/1000 PoE+ ports (IEEE 802.3 Type 10BASE-T, IEEE 802.3u Type 100BASE-TX, IEEE 802.3ab Type 1000BASE-T, IEEE 802.3at PoE+); Media Type: Auto-MDIX; Duplex: 10BASE-T/100BASE-TX: half or full; 1000BASE-T: full only 2 open 10-GbE SFP+ transceiver slots 8 open module slots Supports a maximum of 32 10-GbE ports or 284 autosensing 10/100/1000 ports or 196 mini-GBICs, or a combination
	Power supplies	4 power supply slots 2 minimum power supplies required includes: 2 x J9306A (HP 1500W PoE+ zl Power Supply)
	Physical characteristics	Dimensions 17.5(w) x 17.75(d) x 12.1(h) in (44.45 x 45.09 x 30.73 cm) (7U height) Weight 75.36 lb (34.18 kg)
	Memory and processor	Gigabit Module ARM9 @ 200 MHz; packet buffer size: 144 Mb QDR SDRAM 10G module ARM9 @ 200 MHz; packet buffer size: 36 Mb QDR SDRAM Management Module Freescale PowerPC 8540 @ 666 MHz, 4 MB flash Mb, 128 MB compact flash, 256 MB DDR SDRAM

Technical Specifications

Mounting and enclosure	Mounts in an EIA-standard 19 in. telco rack or equipment cabinet (hardware included); horizontal surface mounting only	
Performance	1000 Mb Latency	< 3.7 μ s (FIFO 64-byte packets)
	10 Gbps Latency	< 2.1 μ s (FIFO 64-byte packets)
	Throughput	up to 564.2 Mpps
	Routing/Switching capacity	758.4 Gbps
	Switch fabric speed	758.4 Gbps
	Routing table size	10000 entries (IPv4), 5000 entries (IPv6)
	MAC address table size	64000 entries
Environment	Operating temperature	32°F to 131°F (0°C to 55°C); 0°C to 40°C with J8706A or J8707A modules installed
	Operating relative humidity	15% to 95% @ 131°F (55°C), noncondensing
	Nonoperating/Storage temperature	-40°F to 158°F (-40°C to 70°C)
	Nonoperating/Storage relative humidity	15% to 95% @ 149°F (65°C), noncondensing
	Altitude	up to 10,000 ft (3 km)
	Acoustic	Power: 64 dB, Pressure: 57.5 dB ISO 7779, ISO 9296
Electrical characteristics	Frequency	50/60 Hz
	Description	Two J9306A installed. Two open power supply slots are available; three different power supplies are available. See power supply products for additional specifications.
	Maximum heat dissipation	4900 BTU/hr (5169.5 kJ/hr), (max. non-PoE); 7400 BTU/hr (7807 kJ/hr) (max. using PoE)
	AC voltage	110-127/200-240 VAC
	Idle power	312 W
Safety	CSA 22.2 No. 60950; UL 60950; IEC 60950; EN 60950	
Emissions	FCC Class A; VCCI Class A; EN 55022/CISPR 22 Class A	
Immunity	EN	EN 55024, CISPR 24
	ESD	IEC 61000-4-2; 4 kV CD, 8 kV AD
	Radiated	IEC 61000-4-3; 3 V/m
	EFT/Burst	IEC 61000-4-4; 1.0 kV (power line), 0.5 kV (signal line)
	Surge	IEC 61000-4-5; 1 kV/2 kV AC
	Conducted	IEC 61000-4-6; 3 V
	Power frequency magnetic field	IEC 61000-4-8; 1 A/m, 50 or 60 Hz
	Voltage dips and interruptions	IEC 61000-4-11; >95% reduction, 0.5 period; 30% reduction, 25 periods
	Harmonics	EN 61000-3-2, IEC 61000-3-2
	Flicker	EN 61000-3-3, IEC 61000-3-3
Management	HP PCM+; HP PCM (included); command-line interface; Web browser; configuration menu; out-of-band management (serial RS-232C)	

Technical Specifications

Notes	Supported 1G SFP transceivers are revision "B" or later (product number ends with the letter "B" or later; for example, J9142B, J8177C).
Services	Refer to the HP website at: www.hp.com/networking/services for details on the service-level descriptions and product numbers. For details about services and response times in your area, please contact your local HP sales office.

HP 5406-44G-PoE+-4G-SFP v2 zl Switch with Premium Software (J9539A)	Included accessories	1 HP 24-port Gig-T PoE+ v2 zl Module (J9534A) 1 HP 20-port Gig-T PoE+ / 4-port SFP v2 zl Module (J9535A) 1 HP 1500W PoE+ zl Power Supply (J9306A)
	Ports	44 RJ-45 autosensing 10/100/1000 ports (IEEE 802.3 Type 10BASE-T, IEEE 802.3u Type 100BASE-TX, IEEE 802.3ab Type 1000BASE-T); Media Type: Auto-MDIX; Duplex: 10BASE-T/100BASE-TX: half or full; 1000BASE-T: full only 4 open mini-GBIC slots 4 open module slots Supports a maximum of 16 10-GbE ports or 140 autosensing 10/100/1000 ports or 100 mini-GBICs, or a combination
	Power supplies	2 power supply slots 1 minimum power supply required includes: 1 x J9306A (HP 1500W PoE+ zl Power Supply)
	Physical characteristics	Dimensions 17.5(w) x 17.75(d) x 6.9(h) in (44.45 x 45.09 x 17.53 cm) (4U height) Weight 45.58 lb (20.68 kg)
	Memory and processor	Gigabit Module ARM9 @ 200 MHz; packet buffer size: 144 Mb QDR SDRAM 10G module ARM9 @ 200 MHz; packet buffer size: 36 Mb QDR SDRAM Management Module Freescale PowerPC 8540 @ 666 MHz, 4 MB flash, 128 MB compact flash, 256 MB DDR SDRAM
	Mounting and enclosure	Mounts in an EIA-standard 19 in. telco rack or equipment cabinet (hardware included); horizontal surface mounting only
	Performance	1000 Mb Latency < 3.7 μs (FIFO 64-byte packets) 10 Gbps Latency < 2.1 μs (FIFO 64-byte packets) Throughput up to 282.1 Mpps Routing/Switching capacity 379.2 Gbps Switch fabric speed 379.2 Gbps Routing table size 10000 entries (IPv4), 5000 entries (IPv6) MAC address table size 64000 entries
	Environment	Operating temperature 32°F to 131°F (0°C to 55°C); 0°C to 40°C with J8706A or J8707A modules installed Operating relative humidity 15% to 95% @ 131°F (55°C), noncondensing Nonoperating/Storage temperature -40°F to 158°F (-40°C to 70°C) Nonoperating/Storage relative humidity 15% to 95% @ 149°F (65°C), noncondensing

Technical Specifications

	Altitude	up to 10,000 ft (3 km)
	Acoustic	Power: 57 dB, Pressure: 40.2 dB ISO 7779, ISO 9296
Electrical characteristics	Frequency	50/60 Hz
	Description	One J9306A installed. One open power supply slot is available; three different power supplies are available. See power supply products for additional specifications.
	Maximum heat dissipation	2450 BTU/hr (2584.75 kJ/hr), (max. non-PoE); 3700 BTU/hr (3903 kJ/hr) (max. using PoE)
	AC voltage	110-127/200-240 VAC
	Idle power	215 W
Safety Emissions Immunity		CSA 22.2 No. 60950; UL 60950; IEC 60950; EN 60950
		FCC Class A; VCCI Class A; EN 55022/CISPR 22 Class A
	EN	EN 55024, CISPR 24
	ESD	IEC 61000-4-2; 4 kV CD, 8 kV AD
	Radiated	IEC 61000-4-3; 3 V/m
	EFT/Burst	IEC 61000-4-4; 1.0 kV (power line), 0.5 kV (signal line)
	Surge	IEC 61000-4-5; 1 kV/2 kV AC
	Conducted	IEC 61000-4-6; 3 V
	Power frequency magnetic field	IEC 61000-4-8; 1 A/m, 50 or 60 Hz
	Voltage dips and interruptions	IEC 61000-4-11; >95% reduction, 0.5 period; 30% reduction, 25 periods
	Harmonics	EN 61000-3-2, IEC 61000-3-2
	Flicker	EN 61000-3-3, IEC 61000-3-3
	Management	HP PCM+; HP PCM (included); command-line interface; Web browser; configuration menu; out-of-band management (serial RS-232C)
Notes	Supported 1G SFP transceivers are revision "B" or later (product number ends with the letter "B" or later; for example, J9142B, J8177C).	
Services	Refer to the HP website at: www.hp.com/networking/services for details on the service-level descriptions and product numbers. For details about services and response times in your area, please contact your local HP sales office.	

HP 5412-92G-PoE+-4G v2 Included accessories zl Switch with Premium Software (J9540A)

Ports	HP 24-port Gig-T PoE+ v2 zl Module (J9534A)
	1 HP 20-port Gig-T PoE+ / 4-port SFP v2 zl Module (J9535A) 2 HP 1500W PoE+ zl Power Supply (J9306A)
Power supplies	92 RJ-45 autosensing 10/100/1000 PoE+ ports (IEEE 802.3 Type 10BASE-T, IEEE 802.3u Type 100BASE-TX, IEEE 802.3ab Type 1000BASE-T, IEEE 802.3at PoE+); Media Type: Auto-MDIX; Duplex: 10BASE-T/100BASE-TX: half or full; 1000BASE-T: full only
	4 open mini-GBIC slots
	8 open module slots
	Supports a maximum of 32 10-GbE ports or 284 autosensing 10/100/1000 ports or 196 mini-GBICs, or a combination
	4 power supply slots
	2 minimum power supplies required

Technical Specifications

		includes: 2 x J9306A (HP 1500W PoE+ zl Power Supply)
Physical characteristics	Dimensions	17.5(w) x 17.75(d) x 12.1(h) in (44.45 x 45.09 x 30.73 cm) (7U height)
	Weight	74.86 lb (33.96 kg)
Memory and processor	Gigabit Module	ARM9 @ 200 MHz; packet buffer size: 144 Mb QDR SDRAM
	10G module	ARM9 @ 200 MHz; packet buffer size: 36 Mb QDR SDRAM
	Management Module	Freescale PowerPC 8540 @ 666 MHz, 4 MB flash Mb, 128 MB compact flash, 256 MB DDR SDRAM
Mounting and enclosure	Mounts in an EIA-standard 19 in. telco rack or equipment cabinet (hardware included); horizontal surface mounting only	
Performance	1000 Mb Latency	< 3.7 μ s (FIFO 64-byte packets)
	10 Gbps Latency	< 2.1 μ s (FIFO 64-byte packets)
	Throughput	up to 564.2 Mpps
	Routing/Switching capacity	758.4 Gbps
	Switch fabric speed	758.4 Gbps
	Routing table size	10000 entries (IPv4), 5000 entries (IPv6)
	MAC address table size	64000 entries
Environment	Operating temperature	32°F to 131°F (0°C to 55°C); 0°C to 40°C with J8706A or J8707A modules installed
	Operating relative humidity	15% to 95% @ 131°F (55°C), noncondensing
	Nonoperating/Storage temperature	-40°F to 158°F (-40°C to 70°C)
	Nonoperating/Storage relative humidity	15% to 95% @ 149°F (65°C), noncondensing
	Altitude	up to 10,000 ft (3 km)
	Acoustic	Power: 64 dB, Pressure: 57.5 dB ISO 7779, ISO 9296
Electrical characteristics	Frequency	50/60 Hz
	Description	Two J9306A installed. Two open power supply slots are available; three different power supplies are available. See power supply products for additional specifications.
	Maximum heat dissipation	4900 BTU/hr (5169.5 kJ/hr), (max. non-PoE); 7400 BTU/hr (7807 kJ/hr) (max. using PoE)
	AC voltage	110-127/200-240 VAC
	Idle power	312 W
Safety	CSA 22.2 No. 60950; UL 60950; IEC 60950; EN 60950	
Emissions	FCC Class A; VCCI Class A; EN 55022/CISPR 22 Class A	
Immunity	EN	EN 55024, CISPR 24
	ESD	IEC 61000-4-2; 4 kV CD, 8 kV AD
	Radiated	IEC 61000-4-3; 3 V/m
	EFT/Burst	IEC 61000-4-4; 1.0 kV (power line), 0.5 kV (signal line)

Technical Specifications

Surge	IEC 61000-4-5; 1 kV/2 kV AC
Conducted	IEC 61000-4-6; 3 V
Power frequency magnetic field	IEC 61000-4-8; 1 A/m, 50 or 60 Hz
Voltage dips and interruptions	IEC 61000-4-11; >95% reduction, 0.5 period; 30% reduction, 25 periods
Harmonics	EN 61000-3-2, IEC 61000-3-2
Flicker	EN 61000-3-3, IEC 61000-3-3

Management	HP PCM+; HP PCM (included); command-line interface; Web browser; configuration menu; out-of-band management (serial RS-232C)
Notes	Supported 1G SFP transceivers are revision "B" or later (product number ends with the letter "B" or later; for example, J9142B, J8177C).
Services	Refer to the HP website at: www.hp.com/networking/services for details on the service-level descriptions and product numbers. For details about services and response times in your area, please contact your local HP sales office.

HP 5406 8p 10GBASE-T 8p 10GbE SFP+ v2 zl Switch with Premium Software (J9866A)

Included accessories	1 HP 8-port 10GbE SFP+ v2 zl Module (J9538A) 1 HP 1500W PoE+ zl Power Supply (J9306A) 1 HP 8-port 10GBASE-T v2 zl Module (J9546A)	
Ports	8 RJ-45 10GbE ports (IEEE 802.3an-2006 Type 10GBASE-T) 8 open 10GbE SFP+ transceiver slots 4 open module slots Supports a maximum of 32 10GbE ports or 96 autosensing 10/100/1000 ports or 96 mini-GBICs, or a combination	
Power supplies	2 power supply slots 1 minimum power supply required includes: 1 x J9306A (HP 1500W PoE+ zl Power Supply)	
Physical characteristics	Dimensions	17.5(w) x 17.75(d) x 6.9(h) in (44.45 x 45.09 x 17.53 cm) (4U height)
	Weight	46.08 lb (20.9 kg)
Memory and processor	10G module	ARM9 @ 200 MHz; packet buffer size: 36 Mb QDR SDRAM
	Management Module	Freescale PowerPC 8540 @ 666 MHz, 4 MB flash, 128 MB compact flash, 256 MB DDR SDRAM
Mounting and enclosure	Mounts in an EIA standard 19-inch telco rack or equipment cabinet (hardware included); horizontal surface mounting only	
Performance	1000 Mb Latency	< 3.7 μ s (FIFO 64-byte packets)
	10 Gbps Latency	< 2.1 μ s (FIFO 64-byte packets)
	Throughput	up to 282.1 Mpps
	Routing/Switching capacity	379.2 Gbps
	Switch fabric speed	379.2 Gbps
	Routing table size	10000 entries (IPv4), 5000 entries (IPv6)
	MAC address table size	64000 entries
Environment	Operating temperature	32°F to 131°F (0°C to 55°C); 0°C to 40°C with J8706A or J8707A modules installed
	Operating relative	15% to 95% @ 131°F (55°C), noncondensing

Technical Specifications

	humidity	
	Nonoperating/Storage temperature	-40°F to 158°F (-40°C to 70°C)
	Nonoperating/Storage relative humidity	15% to 95% @ 149°F (65°C), noncondensing
	Altitude	up to 10,000 ft (3 km)
	Acoustic	Power: 57 dB, Pressure: 40.2 dB ISO 7779, ISO 9296
Electrical characteristics	Frequency	50/60 Hz
	Description	One J9306A product is installed. One open power supply slot is available; three different power supplies are available. See power supply products for additional specifications.
	Maximum heat dissipation	2450 BTU/hr (2584.75 kJ/hr), (max. non-PoE); 3700 BTU/hr (3903 kJ/hr) (max. using PoE)
	AC voltage	110-127/200-240 VAC
	Idle power	215 W
Safety		CSA 22.2 No. 60950; UL 60950; IEC 60950; EN 60950
Emissions		FCC Class A; VCCI Class A; EN 55022/CISPR 22 Class A
Immunity	EN	EN 55024, CISPR 24
	ESD	IEC 61000-4-2; 4 kV CD, 8 kV AD
	Radiated	IEC 61000-4-3; 3 V/m
	EFT/Burst	IEC 61000-4-4; 1.0 kV (power line), 0.5 kV (signal line)
	Surge	IEC 61000-4-5; 1 kV/2 kV AC
	Conducted	IEC 61000-4-6; 3 V
	Power frequency magnetic field	IEC 61000-4-8; 1 A/m, 50 or 60 Hz
	Voltage dips and interruptions	IEC 61000-4-11; >95% reduction, 0.5 period; 30% reduction, 25 periods
	Harmonics	EN 61000-3-2, IEC 61000-3-2
	Flicker	EN 61000-3-3, IEC 61000-3-3
	Management	
Notes		Supported 1G SFP transceivers are revision "B" or later (product number ends with the letter "B" or later; for example, J9142B, J8177C).
Services		Refer to the HP website at: www.hp.com/networking/services for details on the service-level descriptions and product numbers. For details about services and response times in your area, please contact your local HP sales office.
Standards and protocols	BGP	RFC 1997 BGP Communities Attribute RFC 2918 Route Refresh Capability RFC 4271 A Border Gateway Protocol 4 (BGP-4) RFC 4456 BGP Route Reflection: An Alternative to Full Mesh Internal BGP (IBGP) RFC 5492 Capabilities Advertisement with BGP-4
	Device Management	RFC 1591 DNS (client) HTML and telnet management

Technical Specifications

General Protocols

IEEE 802.1ad Q-in-Q
IEEE 802.1AX-2008 Link Aggregation
IEEE 802.1D MAC Bridges
IEEE 802.1p Priority
IEEE 802.1Q VLANs
IEEE 802.1s Multiple Spanning Trees
IEEE 802.1v VLAN classification by Protocol and Port
IEEE 802.1w Rapid Reconfiguration of Spanning Tree
IEEE 802.3ad Link Aggregation Control Protocol (LACP)
IEEE 802.3af Power over Ethernet
IEEE 802.3x Flow Control
RFC 768 UDP
RFC 783 TFTP Protocol (revision 2)
RFC 792 ICMP
RFC 793 TCP
RFC 826 ARP
RFC 854 TELNET
RFC 868 Time Protocol
RFC 951 BOOTP
RFC 1058 RIPv1
RFC 1350 TFTP Protocol (revision 2)
RFC 1519 CIDR
RFC 1542 BOOTP Extensions
RFC 1918 Address Allocation for Private Internet
RFC 2030 Simple Network Time Protocol (SNTP) v4
RFC 2131 DHCP
RFC 2453 RIPv2
RFC 2548 (MS-RAS-Vendor only)
RFC 3046 DHCP Relay Agent Information Option
RFC 3576 Ext to RADIUS (CoA only)
RFC 3768 VRRP
RFC 4675 RADIUS VLAN & Priority
UDLD (Uni-directional Link Detection)

IP Multicast

RFC 3376 IGMPv3 (host joins only)
RFC 3973 PIM Dense Mode
RFC 4601 PIM Sparse Mode

IPv6

RFC 1981 IPv6 Path MTU Discovery
RFC 2375 IPv6 Multicast Address Assignments
RFC 2460 IPv6 Specification
RFC 2464 Transmission of IPv6 over Ethernet Networks
RFC 2710 Multicast Listener Discovery (MLD) for IPv6
RFC 2925 Definitions of Managed Objects for Remote Ping, Traceroute, and Lookup Operations (Ping only)
RFC 3019 MLDv1 MIB
RFC 3315 DHCPv6 (client and relay)
RFC 3484 Default Address Selection for IPv6

Technical Specifications

MIBs

RFC 3587 IPv6 Global Unicast Address Format
RFC 3596 DNS Extension for IPv6
RFC 3810 MLDv2 for IPv6
RFC 4022 MIB for TCP
RFC 4087 IP Tunnel MIB
RFC 4113 MIB for UDP
RFC 4213 Basic Transition Mechanisms for IPv6 Hosts and Routers
RFC 4251 SSHv6 Architecture
RFC 4252 SSHv6 Authentication
RFC 4253 SSHv6 Transport Layer
RFC 4254 SSHv6 Connection
RFC 4291 IP Version 6 Addressing Architecture
RFC 4293 MIB for IP
RFC 4294 IPv6 Node Requirements
RFC 4419 Key Exchange for SSH
RFC 4443 ICMPv6
RFC 4541 IGMP & MLD Snooping Switch
RFC 4861 IPv6 Neighbor Discovery
RFC 4862 IPv6 Stateless Address Auto-configuration
RFC 5095 Deprecation of Type 0 Routing Headers in IPv6
RFC 5340 OSPFv3 for IPv6
RFC 5453 Reserved IPv6 Interface Identifiers
RFC 5519 Multicast Group Membership Discovery
MIB (MLDv2 only)
RFC 5722 Handling of Overlapping IPv6 Fragments
IEEE 802.1ap (MSTP and STP MIB's only)
RFC 1155 Structure & ID of Mgmt Info for TCP/IP Internets
RFC 1213 MIB II
RFC 1493 Bridge MIB
RFC 1724 RIPv2 MIB
RFC 1850 OSPFv2 MIB
RFC 2021 RMONv2 MIB
RFC 2096 IP Forwarding Table MIB
RFC 2578 Structure of Management Information Version 2 (SMIv2)
RFC 2613 SMON MIB
RFC 2618 RADIUS Client MIB
RFC 2620 RADIUS Accounting MIB
RFC 2665 Ethernet-Like-MIB
RFC 2668 802.3 MAU MIB
RFC 2674 802.1p and IEEE 802.1Q Bridge MIB
RFC 2737 Entity MIB (Version 2)
RFC 2787 VRRP MIB
RFC 2863 The Interfaces Group MIB
RFC 2925 Ping MIB
RFC 2932 IP (Multicast Routing MIB)
RFC 2933 IGMP MIB
RFC 4836 Managed Objects for 802.3 Medium

Technical Specifications

	Attachment Units (MAU)
Network Management	IEEE 802.1AB Link Layer Discovery Protocol (LLDP) RFC 2819 Four groups of RMON: 1 (statistics), 2 (history), 3 (alarm) and 9 (events) RFC 3176 sFlow RFC 5424 Syslog Protocol ANSI/TIA-1057 LLDP Media Endpoint Discovery (LLDP-MED) SNMPv1/v2c/v3 XRMON
OSPF	RFC 2328 OSPFv2 RFC 3101 OSPF NSSA RFC 5340 OSPFv3 for IPv6
QoS/CoS	RFC 2474 DiffServ Precedence, including 8 queues/port RFC 2597 DiffServ Assured Forwarding (AF) RFC 2598 DiffServ Expedited Forwarding (EF)
Security	IEEE 802.1X Port Based Network Access Control RFC 1492 TACACS+ RFC 2865 RADIUS (client only) RFC 2866 RADIUS Accounting RFC 3579 RADIUS Support For Extensible Authentication Protocol (EAP) Secure Sockets Layer (SSL) SSHv2 Secure Shell

Accessories

HP 5400 zl Switch Series accessories	Modules	
	HP 8-port 10GBASE-T v2 zl Module	J9546A
	HP 4-port 10GbE CX4 zl Module	J8708A
	HP 4-port 10GbE X2 zl Module	J8707A
	HP 4-port 10GbE SFP+ zl Module	J9309A
	HP 8-port 10GbE SFP+ v2 zl Module	J9538A
	HP 20p GT PoE+ / 2p SFP+ v2 zl Module	J9536A
	HP 20-port GT PoE+/4-port SFP v2 zl Mod	J9535A
	HP 24-port SFP v2 zl Module	J9537A
	HP 12-port Gig-T PoE+ / 12-port SFP v2 zl Module	J9637A
	HP 24-port 10/100/1000 PoE zl Module	J8702A
	HP 20-port 10/100/1000 PoE+ / 4-port Mini-GBIC zl Module	J9308A
	HP 20-port Gig-T / 4-port Mini-GBIC zl Module	J8705A
	HP 24-port Mini-GBIC zl Module	J8706A
	HP 24-port 10/100/1000 PoE+ zl Module	J9307A
	HP 24-port Gig-T PoE+ v2 zl Module	J9534A
	HP 24-port 10/100 PoE+ zl Module	J9478A
	HP 24-port 10/100 PoE+ v2 zl Module	J9547A
	HP 24-port Gig-T v2 zl Module	J9550A
	HP 20-port Gig-T / 4-port SFP v2 zl Mod	J9549A
	HP 20-port Gig-T / 2-port SFP+ v2 zl Mod	J9548A
	HP Extended Services zl Module with Riverbed Steelhead RiOS Application	J9517A
	NEW HP Advanced Services v2 zl Module with HDD	J9857A
	HP Advanced Services v2 zl Module with SSD	J9858A
	Transceivers	
	HP X131 10G X2 SC ER Transceiver	J8438A
	HP X131 10G X2 SC SR Transceiver	J8436A
	HP X131 10G X2 CX4 Transceiver	J8440C
	HP X111 100M SFP LC FX Transceiver	J9054C
	HP X131 10G X2 SC LR Transceiver	J8437A
	HP X131 10G X2 SC LRM Transceiver	J9144A
	HP X112 100M SFP LC BX-D Transceiver	J9099B
	HP X112 100M SFP LC BX-U Transceiver	J9100B
	HP X132 10G SFP+ LC SR Transceiver	J9150A
	HP X132 10G SFP+ LC LR Transceiver	J9151A
	HP X132 10G SFP+ LC LRM Transceiver	J9152A
	HP X121 1G SFP LC LH Transceiver	J4860C
	HP X121 1G SFP LC SX Transceiver	J4858C
	HP X121 1G SFP LC LX Transceiver	J4859C
	HP X121 1G SFP RJ45 T Transceiver	J8177C
	HP X122 1G SFP LC BX-D Transceiver	J9142B
	HP X122 1G SFP LC BX-U Transceiver	J9143B
	HP X132 10G SFP+ LC ER Transceiver	J9153A

Accessories

Cables

HP X242 10G SFP+ to SFP+ 1m Direct Attach Copper Cable	J9281B
HP X242 10G SFP+ to SFP+ 3m Direct Attach Copper Cable	J9283B
HP X242 10G SFP+ to SFP+ 7m Direct Attach Copper Cable	J9285B
HP X244 10G XFP to SFP+ 1m Direct Attach Copper Cable	J9300A
HP 10G X244 XFP to SFP+ 3m Direct Attach Copper Cable	J9301A
HP 10G X244 XFP to SFP+ 5m Direct Attach Copper Cable	J9302A
HP LC to LC Multi-mode OM3 2-Fiber 0.5m 1-Pack Fiber Optic Cable	AJ833A
HP LC to LC Multi-mode OM3 2-Fiber 1.0m 1-Pack Fiber Optic Cable	AJ834A
HP LC to LC Multi-mode OM3 2-Fiber 2.0m 1-Pack Fiber Optic Cable	AJ835A
HP LC to LC Multi-mode OM3 2-Fiber 5.0m 1-Pack Fiber Optic Cable	AJ836A
HP LC to LC Multi-mode OM3 2-Fiber 15.0m 1-Pack Fiber Optic Cable	AJ837A
HP LC to LC Multi-mode OM3 2-Fiber 30.0m 1-Pack Fiber Optic Cable	AJ838A
HP LC to LC Multi-mode OM3 2-Fiber 50.0m 1-Pack Fiber Optic Cable	AJ839A
HP Premier Flex LC/LC Multi-mode OM4 2 fiber 1m Cable	QK732A
HP Premier Flex LC/LC Multi-mode OM4 2 fiber 2m Cable	QK733A
HP Premier Flex LC/LC Multi-mode OM4 2 fiber 5m Cable	QK734A
HP Premier Flex LC/LC Multi-mode OM4 2 fiber 15m Cable	QK735A
HP Premier Flex LC/LC Multi-mode OM4 2 fiber 30m Cable	QK736A
HP Premier Flex LC/LC Multi-mode OM4 2 fiber 50m Cable	QK737A

Power Supply

HP 1500W PoE+ zl Power Supply	J9306A
HP 1500W zl Power Supply	J8713A
HP 875W zl Power Supply	J8712A

EPS/RPS

HP zl Power Supply Shelf	J8714A
--	--------

License

HP MSM Additional 40 Access Point License	J9371A
HP 5400 zl Premium License	J8994A

WLAN

NEW HP MSM775 zl Premium Controller Module	J9840A
---	--------

Accessory Product Details

NOTE: Details are not available for all accessories. The following specifications were available at the time of publication.

HP 8-port 10GBase-T v2 zl Module (J9546A)	Ports	8 RJ-45 10-GbE ports; Duplex: full only	
	Physical characteristics	Dimensions	10.3(d) x 8.13(w) x 1.75(h) in. (26.16 x 20.65 x 4.45 cm)
		Weight	2.1 lb. (0.95 kg)
		Full configuration weight	2.1 lb. (0.95 kg)
	Environment	Operating temperature	32°F to 131°F (0°C to 55°C)
		Operating relative humidity	15% to 95% @ 131°F (55°C), noncondensing
		Nonoperating/Storage temperature	-40°F to 158°F (-40°C to 70°C)
		Nonoperating/Storage relative humidity	15% to 95% @ 158°F (70°C), noncondensing
	Notes	Fiber type	Single Mode
			Max Distance upto 100m with qualified 10Gbase-T Cat7(Shielded), Cat6a (Shielded/Unshielded) and Cat6 (Shielded, tested to 350Mhz TIA/EIA TSB-155A) cables. Max Distance upto 55m with Cat6 (unshielded, tested to 350Mhz TIA/EIA TSB-155A)
Services	Refer to the HP website at www.hp.com/networking/services for details on the service-level descriptions and product numbers. For details about services and response times in your area, please contact your local HP sales office.		

HP 4-Port 10 GbE CX4 zl Module (J8708A)	Ports	4 CX4 10-GbE ports (IEEE 802.3ak Type 10GBASE-CX4); Duplex: full only	
	Physical characteristics	Dimensions	10.3(d) x 8.13(w) x 1.75(h) in. (26.16 x 20.65 x 4.45 cm)
		Weight	1.74 lb. (0.79 kg)
		Operating temperature	32°F to 131°F (0°C to 55°C)
	Environment	Maximum distance:	
	Cabling	<ul style="list-style-type: none"> • 15 m using CX4 cable • 300 m using optical media converters and multimode fiber cable 	
	Notes	Use CX4 10-GbE cable (0.5 m-15 m) or HP ProCurve 10-GbE CX4 Media Converter (J8439A). No CX4 cables are included with this module.	
Services	Refer to the HP website at www.hp.com/networking/services for details on the service-level descriptions and product numbers. For details about services and response times in your area, please contact your local HP sales office.		

HP 4-Port 10 GbE X2 zl Module (J8707A)	Ports	4 open 10-GbE X2 transceiver slots	
	Physical characteristics	Dimensions	10.3(d) x 8.13(w) x 1.75(h) in. (26.16 x 20.65 x 4.45 cm)
		Weight	1.74 lb. (0.79 kg)
		Operating temperature	32°F to 104°F (0°C to 40°C)
	Environment		
Notes	When installed in a zl chassis, the J8707A module limits the operating temperature range of the chassis to 32°F to 104°F (0°C to 40°C).		
Services	Refer to the HP website at www.hp.com/networking/services for details on		

Accessory Product Details

the service-level descriptions and product numbers. For details about services and response times in your area, please contact your local HP sales office.

HP 4-Port 10 GbE SFP+ zl Module (J9309A)	Ports	4 open 10-GbE SFP+ transceiver slots	
	Physical characteristics	Dimensions	10.3(d) x 8.13(w) x 1.75(h) in. (26.16 x 20.65 x 4.45 cm)
Environment	Weight	Operating temperature	1.64 lb. (0.74 kg)
		Operating relative humidity	32°F to 131°F (0°C to 55°C)
		Nonoperating/Storage temperature	15% to 95% @ 113°F (45°C), noncondensing
		Nonoperating/Storage relative humidity	-40°F to 158°F (-40°C to 70°C)
Notes	When installed in a zl chassis, the J9309A module limits the operating temperature range of the chassis to 32F to 113F (0C to 45C).		
	Services	Refer to the HP website at www.hp.com/networking/services for details on the service-level descriptions and product numbers. For details about services and response times in your area, please contact your local HP sales office.	

HP 8-port 10 GbE SFP+ v2 zl Module (J9538A)	Ports	8 open 10-GbE SFP+ transceiver slots	
	Physical characteristics	Dimensions	10.3(d) x 8.13(w) x 1.75(h) in. (26.16 x 20.65 x 4.45 cm)
Environment	Weight	Operating temperature	2.09 lb (0.95 kg)
		Operating relative humidity	32°F to 131°F (0°C to 55°C)
		Nonoperating/Storage temperature	15% to 95% @ 131°F (55°C), noncondensing
		Nonoperating/Storage relative humidity	-40°F to 158°F (-40°C to 70°C)
Notes	When using mini-GBICs with this product, mini-GBICs with revision "B" or later (product number ends with the letter "B" or later, e.g., J4858B, J4859C) are required.		
	When mini-GBICs are inserted in any mini-GBIC slot of a J9538A, this limits the operating temperature range of the chassis to 32F to 104F (0C to 40C).		
Services	Refer to the HP website at www.hp.com/networking/services for details on the service-level descriptions and product numbers. For details about services and response times in your area, please contact your local HP sales office.		

HP 20-port Gig-T PoE+/2-port 10-GbE SFP+ v2 zl Module (J9536A)	Ports	2 open 10-GbE SFP+ transceiver slots 20 RJ-45 autosensing 10/100/1000 PoE+ ports (IEEE 802.3 Type 10BASE-T, IEEE 802.3u Type 100BASE-TX, IEEE 802.3ab Type 1000BASE-T, IEEE 802.3at PoE+); Media Type: Auto-MDIX; Duplex: 10BASE-T/100BASE-TX: half or full; 1000BASE-T: full only	
	Physical characteristics	Dimensions	10.3(d) x 8.13(w) x 1.75(h) in. (26.16 x 20.65 x 4.45 cm)

Accessory Product Details

Environment	Weight	2.1 lb. (0.95 kg)
	Operating temperature	32°F to 131°F (0°C to 55°C)
	Operating relative humidity	15% to 95% @ 131°F (55°C), noncondensing
	Nonoperating/Storage temperature	-40°F to 158°F (-40°C to 70°C)
	Nonoperating/Storage relative humidity	15% to 95% @ 158°F (70°C), noncondensing
Cabling	Cable type: 1000BASE-T: Category 5 (5E or better recommended), 100 Ω differential 4-pair unshielded twisted pair (UTP) or shielded twisted pair (STP) balanced, complying with IEEE 802.3ab 1000BASE-T;	
Notes	When using mini-GBICs with this product, mini-GBICs with revision "B" or later (product number ends with the letter "B" or later, e.g., J4858B, J4859C) are required. When mini-GBICs are inserted in any mini-GBIC slot of a J9308A, this limits the operating temperature range of the chassis to 32F to 104F (0C to 40C).	
Services	Refer to the HP website at www.hp.com/networking/services for details on the service-level descriptions and product numbers. For details about services and response times in your area, please contact your local HP sales office.	

HP 20-port Gig-T PoE+/4- Ports port SFP v2 zl Module (J9535A)

Physical characteristics	4 open mini-GBIC (SFP) slots 20 RJ-45 autosensing 10/100/1000 PoE+ ports (IEEE 802.3 Type 10BASE-T, IEEE 802.3u Type 100BASE-TX, IEEE 802.3ab Type 1000BASE-T, IEEE 802.3at PoE+); Media Type: Auto-MDIX; Duplex: 10BASE-T/100BASE-TX: half or full; 1000BASE-T: full only	
	Dimensions	10.3(d) x 8.13(w) x 1.75(h) in. (26.16 x 20.65 x 4.45 cm)
	Weight	2.1 lb. (0.95 kg)
	Operating temperature	32°F to 131°F (0°C to 55°C)
	Operating relative humidity	15% to 95% @ 131°F (55°C), noncondensing
Environment	Nonoperating/Storage temperature	-40°F to 158°F (-40°C to 70°C)
	Nonoperating/Storage relative humidity	15% to 95% @ 158°F (70°C), noncondensing
	Cabling	Cable type: 1000BASE-T: Category 5 (5E or better recommended), 100 Ω differential 4-pair unshielded twisted pair (UTP) or shielded twisted pair (STP) balanced, complying with IEEE 802.3ab 1000BASE-T;
Notes	When using mini-GBICs with this product, mini-GBICs with revision "B" or later (product number ends with the letter "B" or later, e.g., J4858B, J4859C) are required. When mini-GBICs are inserted in any mini-GBIC slot of a J9308A, this limits the operating temperature range of the chassis to 32F to 104F (0C to 40C).	
Services	Refer to the HP website at www.hp.com/networking/services for details on the service-level descriptions and product numbers. For details about services and response times in your area, please contact your local HP sales office.	

Accessory Product Details

HP 24-port SFP v2 zl Module (J9537A)	Ports	24 open mini-GBIC (SFP) slots
	Physical characteristics	<p>Dimensions 10.3(d) x 8.13(w) x 1.75(h) in. (26.16 x 20.65 x 4.45 cm)</p> <p>Weight 2.01 lb. (0.91 kg)</p>
	Notes	<p>When using mini-GBICs with this product, mini-GBICs with revision "B" or later (product number ends with the letter "B" or later, e.g., J4858B, J4859C) are required.</p> <p>When installed in a zl chassis, the J8706A module limits the operating temperature range of the chassis to 32°F to 104°F (0°C to 40°C).</p>
	Services	Refer to the HP website at www.hp.com/networking/services for details on the service-level descriptions and product numbers. For details about services and response times in your area, please contact your local HP sales office.

HP 12-port Gig-T PoE+/12-port SFP v2 zl Module (J9637A)	Ports	12 open mini-GBIC (SFP) slots 12 RJ-45 autosensing 10/100/1000 PoE+ ports (IEEE 802.3 Type 10BASE-T, IEEE 802.3u Type 100BASE-TX, IEEE 802.3ab Type 1000BASE-T, IEEE 802.3at PoE+); Media Type: Auto-MDIX; Duplex: 10BASE-T/100BASE-TX: half or full; 1000BASE-T: full only	
	Physical characteristics	<p>Dimensions 10.3(d) x 8.13(w) x 1.75(h) in. (26.16 x 20.65 x 4.45 cm)</p> <p>Weight 2.1 lb. (0.95 kg)</p>	
	Environment	Operating temperature	32°F to 131°F (0°C to 55°C)
		Operating relative humidity	15% to 95% @ 131°F (55°C), noncondensing
		Nonoperating/Storage temperature	-40°F to 158°F (-40°C to 70°C)
		Nonoperating/Storage relative humidity	15% to 95% @ 158°F (70°C), noncondensing
	Cabling	Cable type: 1000BASE-T: Category 5 (5E or better recommended), 100 Ω differential 4-pair unshielded twisted pair (UTP) or shielded twisted pair (STP) balanced, complying with IEEE 802.3ab 1000BASE-T	
Notes	<p>When using mini-GBICs with this product, mini-GBICs with revision "B" or later (product number ends with the letter "B" or later, e.g., J4858B, J4859C) are required.</p> <p>When mini-GBICs are inserted in any mini-GBIC slot of a J9308A, this limits the operating temperature range of the chassis to 32F to 104F (0C to 40C).</p>		
Services	Refer to the HP website at www.hp.com/networking/services for details on the service-level descriptions and product numbers. For details about services and response times in your area, please contact your local HP sales office.		

HP 24-port 10/100/1000 PoE zl Module (J8702A)	Ports	24 RJ-45 autosensing 10/100/1000 ports (IEEE 802.3 Type 10BASE-T, IEEE 802.3u Type 100BASE-TX, IEEE 802.3ab Type 1000BASE-T); Media Type: Auto-MDIX; Duplex: 10BASE-T/100BASE-TX: half or full; 1000BASE-T: full only
	Physical characteristics	<p>Dimensions 10.3(d) x 8.13(w) x 1.75(h) in. (26.16 x 20.65 x 4.45 cm)</p> <p>Weight 2.16 lb. (0.98 kg)</p>
	Cabling	Cable type:

Accessory Product Details

Services	<p>1000BASE-T: Category 5 (5E or better recommended), 100 Ω differential 4-pair unshielded twisted pair (UTP) or shielded twisted pair (STP) balanced, complying with IEEE 802.3ab 1000BASE-T</p> <p>Refer to the HP website at: www.hp.com/networking/services for details on the service-level descriptions and product numbers. For details about services and response times in your area, please contact your local HP sales office.</p>
-----------------	---

HP 20-Port 10/100/1000 PoE+/4-Port Mini-GBIC zl Module (J9308A)

Ports	4 open mini-GBIC (SFP) slots 20 RJ-45 autosensing 10/100/1000 ports (IEEE 802.3 Type 10BASE-T, IEEE 802.3u Type 100BASE-TX, IEEE 802.3ab Type 1000BASE-T); Media Type: Auto-MDIX; Duplex: 10BASE-T/100BASE-TX: half or full; 1000BASE-T: full only	
Physical characteristics	Dimensions	10.3(d) x 8.13(w) x 1.75(h) in. (26.16 x 20.65 x 4.45 cm)
Environment	Weight	2.1 lb. (0.95 kg)
	Operating temperature	32°F to 131°F (0°C to 55°C)
	Operating relative humidity	15% to 95% @ 131°F (55°C), noncondensing
	Nonoperating/Storage temperature	-40°F to 158°F (-40°C to 70°C)
Nonoperating/Storage relative humidity		15% to 95% @ 158°F (70°C), noncondensing
	Cabling	Cable type: 1000BASE-T: Category 5 (5E or better recommended), 100 Ω differential 4-pair unshielded twisted pair (UTP) or shielded twisted pair (STP) balanced, complying with IEEE 802.3ab 1000BASE-T;
Notes	<p>When using mini-GBICs with this product, mini-GBICs with revision "B" or later (product number ends with the letter "B" or later, e.g., J4858B, J4859C) are required.</p> <p>When mini-GBICs are inserted in any mini-GBIC slot of a J9308A, this limits the operating temperature range of the chassis to 32F to 104F (0C to 40C).</p>	
Services	Refer to the HP website at www.hp.com/networking/services for details on the service-level descriptions and product numbers. For details about services and response times in your area, please contact your local HP sales office.	

HP 20-port Gig-T / 4-port Mini-GBIC zl Module (J8705A)

Ports	4 open mini-GBIC (SFP) slots 20 RJ-45 autosensing 10/100/1000 ports (IEEE 802.3 Type 10BASE-T, IEEE 802.3u Type 100BASE-TX, IEEE 802.3ab Type 1000BASE-T); Media Type: Auto-MDIX; Duplex: 10BASE-T/100BASE-TX: half or full; 1000BASE-T: full only	
Physical characteristics	Dimensions	10.3(d) x 8.13(w) x 1.75(h) in. (26.16 x 20.65 x 4.45 cm)
Weight		2.2 lb. (1 kg)
	Notes	<p>When using mini-GBICs with this product, mini-GBICs with revision "B" or later (product number ends with the letter "B" or later, e.g., J4858B, J4859C) are required.</p> <p>When mini-GBICs are inserted in any mini-GBIC slot of a J8705A, this limits the operating temperature range of the chassis to 32F to 104F (0C to 40C).</p>
Services	Refer to the HP website at: www.hp.com/networking/services for details on the service-level descriptions and product numbers. For details about	

Accessory Product Details

services and response times in your area, please contact your local HP sales office.

HP 24-port Mini-GBIC zl Module (J8706A)	Ports	24 open mini-GBIC (SFP) slots
	Physical characteristics	Dimensions 10.3(d) x 8.13(w) x 1.75(h) in. (26.16 x 20.65 x 4.45 cm) Weight 2.01 lb. (0.91 kg)
	Notes	<p>When using mini-GBICs with this product, mini-GBICs with revision "B" or later (product number ends with the letter "B" or later, e.g., J4858B, J4859C) are required.</p> <p>When installed in a zl chassis, the J8706A module limits the operating temperature range of the chassis to 32°F to 104°F (0°C to 40°C).</p>
	Services	Refer to the HP website at www.hp.com/networking/services for details on the service-level descriptions and product numbers. For details about services and response times in your area, please contact your local HP sales office.

HP 24-Port 10/100/1000 PoE+ zl Module (J9307A)	Ports	24 RJ-45 autosensing 10/100/1000 ports (IEEE 802.3 Type 10BASE-T, IEEE 802.3u Type 100BASE-TX, IEEE 802.3ab Type 1000BASE-T); Media Type: Auto-MDIX; Duplex: 10BASE-T/100BASE-TX: half or full; 1000BASE-T: full only	
	Physical characteristics	Dimensions 10.3(d) x 8.13(w) x 1.75(h) in. (26.16 x 20.65 x 4.45 cm) Weight 2.0 lb. (0.98 kg)	
	Environment	Operating temperature	32°F to 131°F (0°C to 55°C)
		Operating relative humidity	15% to 95% @ 131°F (55°C), noncondensing
		Nonoperating/Storage temperature	-40°F to 158°F (-40°C to 70°C)
	Cabling	Nonoperating/Storage relative humidity 15% to 95% @ 149°F (-40°C), noncondensing Cable type: 1000BASE-T: Category 5 (5E or better recommended), 100 Ω differential 4-pair unshielded twisted pair (UTP) or shielded twisted pair (STP) balanced, complying with IEEE 802.3ab 1000BASE-T;	
	Services	Refer to the HP website at www.hp.com/networking/services for details on the service-level descriptions and product numbers. For details about services and response times in your area, please contact your local HP sales office.	

HP 24-port Gig-T PoE+ v2 zl Module (J9534A)	Ports	24 RJ-45 autosensing 10/100/1000 PoE+ ports (IEEE 802.3 Type 10BASE-T, IEEE 802.3u Type 100BASE-TX, IEEE 802.3ab Type 1000BASE-T, IEEE 802.3at PoE+); Media Type: Auto-MDIX; Duplex: 10BASE-T/100BASE-TX: half or full; 1000BASE-T: full only	
	Physical characteristics	Dimensions 10.3(d) x 8.13(w) x 1.75(h) in. (26.16 x 20.65 x 4.45 cm) Weight 2.0 lb. (0.98 kg)	
	Environment	Operating temperature	32°F to 131°F (0°C to 55°C)
		Operating relative humidity	15% to 95% @ 131°F (55°C), noncondensing
	Nonoperating/Storage	-40°F to 158°F (-40°C to 70°C)	

Accessory Product Details

temperature

Nonoperating/Storage relative humidity 15% to 95% @ 149°F (-40°C), noncondensing

Cabling

Cable type:

1000BASE-T: Category 5 (5E or better recommended), 100 Ω differential 4-pair unshielded twisted pair (UTP) or shielded twisted pair (STP) balanced, complying with IEEE 802.3ab 1000BASE-T;

Services

Refer to the HP website at www.hp.com/networking/services for details on the service-level descriptions and product numbers. For details about services and response times in your area, please contact your local HP sales office.

HP 24-Port 10/100 PoE+ zl Module (J9478A)

Ports

24 RJ-45 autosensing 10/100 ports (IEEE 802.3 Type 10BASE-T, IEEE 802.3u Type 100BASE-TX); Media Type: Auto-MDIX; Duplex: half or full

Physical characteristics

Dimensions

10.3(d) x 8.13(w) x 1.75(h) in. (26.16 x 20.65 x 4.45 cm)

Weight

2.0 lb. (0.98 kg)

Environment

Operating temperature

32°F to 131°F (0°C to 55°C)

Operating relative humidity

15% to 95% @ 131°F (55°C), noncondensing

Nonoperating/Storage temperature

-40°F to 158°F (-40°C to 70°C)

Nonoperating/Storage relative humidity

15% to 95% @ 158°F (70°C), noncondensing

Cabling

Cable type:

100BASE-TX: Category 5 (or better), 100 Ω unshielded twisted pair (UTP) or shielded twisted pair (STP), complying with IEEE 802.3u 100BASE-TX;

Services

Refer to the HP website at www.hp.com/networking/services for details on the service-level descriptions and product numbers. For details about services and response times in your area, please contact your local HP sales office.

HP 24-port 10/100 PoE+ v2 zl Module (J9547A)

Ports

24 RJ-45 autosensing 10/100 PoE+ ports (IEEE 802.3 Type 10BASE-T, IEEE 802.3u Type 100BASE-TX, IEEE 802.3at PoE+); Media Type: Auto-MDIX; Duplex: half or full

Physical characteristics

Dimensions

10.3(d) x 8.13(w) x 1.75(h) in. (26.16 x 20.65 x 4.45 cm)

Weight

2.0 lb. (0.98 kg)

Environment

Operating temperature

32°F to 131°F (0°C to 55°C)

Operating relative humidity

15% to 95% @ 131°F (55°C), noncondensing

Nonoperating/Storage temperature

-40°F to 158°F (-40°C to 70°C)

Nonoperating/Storage relative humidity

15% to 95% @ 158°F (70°C), noncondensing

Cabling

Cable type:

100BASE-TX: Category 5 (or better), 100 Ω differential unshielded twisted pair (UTP) or shielded twisted pair (STP), complying with IEEE 802.3u 100BASE-TX;

Services

Refer to the HP website at www.hp.com/networking/services for details on

Accessory Product Details

the service-level descriptions and product numbers. For details about services and response times in your area, please contact your local HP sales office.

HP 24-port Gig-T v2 zl Module (J9550A)	Ports	24 RJ-45 autosensing 10/100/1000 ports (IEEE 802.3 Type 10BASE-T, IEEE 802.3u Type 100BASE-TX, IEEE 802.3ab Type 1000BASE-T); Media Type: Auto-MDIX; Duplex: 10BASE-T/100BASE-TX: half or full; 1000BASE-T: full only		
	Physical characteristics	Dimensions	10.3(d) x 8.13(w) x 1.75(h) in. (26.16 x 20.65 x 4.45 cm)	
		Weight	2.0 lb. (0.98 kg)	
	Environment	Operating temperature	32°F to 131°F (0°C to 55°C)	
		Operating relative humidity	15% to 95% @ 131°F (55°C), noncondensing	
		Nonoperating/Storage temperature	-40°F to 158°F (-40°C to 70°C)	
Nonoperating/Storage relative humidity	15% to 95% @ 149°F (-40°C), noncondensing			
	Cabling	Cable type: 1000BASE-T: Category 5 (5E or better recommended), 100 Ω differential 4-pair unshielded twisted pair (UTP) or shielded twisted pair (STP) balanced, complying with IEEE 802.3ab 1000BASE-T;		
Services	Refer to the HP website at www.hp.com/networking/services for details on the service-level descriptions and product numbers. For details about services and response times in your area, please contact your local HP sales office.			

HP 20-port Gig-T/4-port SFP v2 zl Module (J9549A)	Ports	4 open mini-GBIC (SFP) slots 20 RJ-45 autosensing 10/100/1000 ports (IEEE 802.3 Type 10BASE-T, IEEE 802.3u Type 100BASE-TX, IEEE 802.3ab Type 1000BASE-T); Media Type: Auto-MDIX; Duplex: 10BASE-T/100BASE-TX: half or full; 1000BASE-T: full only		
	Physical characteristics	Dimensions	10.3(d) x 8.13(w) x 1.75(h) in. (26.16 x 20.65 x 4.45 cm)	
		Weight	2.1 lb. (0.95 kg)	
	Environment	Operating temperature	32°F to 131°F (0°C to 55°C)	
		Operating relative humidity	15% to 95% @ 131°F (55°C), noncondensing	
		Nonoperating/Storage temperature	-40°F to 158°F (-40°C to 70°C)	
Nonoperating/Storage relative humidity	15% to 95% @ 158°F (70°C), noncondensing			
	Cabling	Cable type: 1000BASE-T: Category 5 (5E or better recommended), 100 Ω differential 4-pair unshielded twisted pair (UTP) or shielded twisted pair (STP) balanced, complying with IEEE 802.3ab 1000BASE-T;		
Notes	When using mini-GBICs with this product, mini-GBICs with revision "B" or later (product number ends with the letter "B" or later, e.g., J4858B, J4859C) are required. When mini-GBICs are inserted in any mini-GBIC slot of a J9549A, this limits the operating temperature range of the chassis to 32F to 104F (0C to 40C).			

Accessory Product Details

Services Refer to the HP website at www.hp.com/networking/services for details on the service-level descriptions and product numbers. For details about services and response times in your area, please contact your local HP sales office.

HP 20-port Gig-T/2-port 10-GbE SFP+ v2 zl Module (J9548A)	Ports	2 open 10-GbE SFP+ transceiver slots 20 RJ-45 autosensing 10/100/1000 ports (IEEE 802.3 Type 10BASE-T, IEEE 802.3u Type 100BASE-TX, IEEE 802.3ab Type 1000BASE-T); Media Type: Auto-MDIX; Duplex: 10BASE-T/100BASE-TX: half or full; 1000BASE-T: full only	
	Physical characteristics	Dimensions	10.3(d) x 8.13(w) x 1.75(h) in. (26.16 x 20.65 x 4.45 cm)
		Weight	2.1 lb. (0.95 kg)
	Environment	Operating temperature	32°F to 131°F (0°C to 55°C)
		Operating relative humidity	15% to 95% @ 131°F (55°C), noncondensing
		Nonoperating/Storage temperature	-40°F to 158°F (-40°C to 70°C)
		Nonoperating/Storage relative humidity	15% to 95% @ 158°F (70°C), noncondensing
	Cabling	Cable type: 1000BASE-T: Category 5 (5E or better recommended), 100 Ω differential 4-pair unshielded twisted pair (UTP) or shielded twisted pair (STP) balanced, complying with IEEE 802.3ab 1000BASE-T;	
	Notes	When using mini-GBICs with this product, mini-GBICs with revision "B" or later (product number ends with the letter "B" or later, e.g., J4858B, J4859C) are required. When mini-GBICs are inserted in any mini-GBIC slot of a J9308A, this limits the operating temperature range of the chassis to 32F to 104F (0C to 40C).	
	Services	Refer to the HP website at www.hp.com/networking/services for details on the service-level descriptions and product numbers. For details about services and response times in your area, please contact your local HP sales office.	

HP Extended Services zl Module with Riverbed Steelhead RiOS™ Application (J9517A)	Physical characteristics	Dimensions	9.75(d) x 8.13(w) x 3.5(h) in. (24.77 x 20.65 x 8.89 cm)
		Weight	4.5 lb. (2.04 kg)
	Environment	Operating temperature	32°F to 122°F (0°C to 50°C); Important: See NOTE for 50°C temperature spec rules
		Operating relative humidity	15% to 90% @ 122°F (50°C), non-condensing
		Non-operating/Storage temperature	14°F to 149°F (-10°C to 65°C)
		Non-operating/Storage relative humidity	15% to 95% @ 149°F (65°C), non-condensing
		Altitude	up to 10,000 ft. (3 km)
	Notes	5400 series switches operating temperature specifications apply to when the services module is installed; 40°C when any services module is installed in the right side of the chassis, and 50°C when all services modules are installed in the left side.	

Accessory Product Details

Up to four services modules can be installed in a 5412zl/8212zl chassis simultaneously.
 When the services module is installed, the maximum relative humidity for the switch drops from 95% to 90%.
 This product does not support Riverbed Services Platform (RSP) functionality.

Services
 3-year, 4-hour onsite, 13x5 coverage for hardware (UZ154E)
 3-year, 4-hour onsite, 24x7 coverage for hardware (UZ155E)
 3-year, 4-hour onsite, 24x7 coverage for hardware, 24x7 SW phone support and SW updates (UZ156E)
 3-year, 24x7 SW phone support, software updates (UZ157E)
 3 Yr 6 hr Call-to-Repair Onsite (UZ158E)

Refer to the HP website at www.hp.com/networking/services for details on the service-level descriptions and product numbers. For details about services and response times in your area, please contact your local HP sales office.

HP Advanced Services v2 zl Module with HDD (J9857A)

Physical characteristics	Dimensions	8.13(w) x 9.75(d) x 1.75(h) in (20.65 x 24.77 x 4.45 cm) (1U height)
	Weight	3.00 lb (1.36 kg)
Environment	Operating temperature	32°F to 113°F (0°C to 45°C)
	Operating relative humidity	15% to 95% @ 104°F (40°C), noncondensing
	Nonoperating/Storage temperature	-40°F to 158°F (-40°C to 70°C)
	Nonoperating/Storage relative humidity	15% to 90% @ 149°F (65°C), noncondensing
	Altitude	up to 9,842 ft (3 km)
Electrical characteristics	Maximum heat dissipation	133/287 BTU/hr (140.32/302.78 kJ/hr)
	Idle power	84 W
	Maximum power rating	39 W
Management	command-line interface	
Notes	The services module can be used with VMware certified applications. <ul style="list-style-type: none"> • The HDD has a maximum operational wet bulb temperature of 28°C • The HDD has a maximum non-operational wet bulb temperature of 28°C • Up to four services modules can be installed in a 5406 zl chassis. There are no restrictions on where the modules can go in the chassis • Up to three services modules can be installed in an 8206 zl chassis. There are no restrictions on where the modules can go in the chassis • Up to six services modules can be installed in a 5412 or 8212 zl chassis. There are no restrictions on where the modules can go in the chassis 	
Services	Refer to the HP website at www.hp.com/networking/services for details on the service-level descriptions and product numbers. For details about services and response times in your area, please contact your local HP sales office.	

HP Advanced Services v2 zl Module with SSD (J9858A)

Physical characteristics	Dimensions	8.13(w) x 9.75(d) x 1.75(h) in (20.65 x 24.77 x 4.45 cm) (1U height)
	Weight	2.75 lb (1.36 kg)
Environment	Operating temperature	32°F to 113°F (0°C to 45°C)

Accessory Product Details

	Operating relative humidity	15% to 95% @ 104°F (40°C), noncondensing
	Nonoperating/Storage temperature	-40°F to 158°F (-40°C to 70°C)
	Nonoperating/Storage relative humidity	15% to 90% @ 149°F (65°C), noncondensing
	Altitude	up to 10,000 ft (3 km)
Electrical characteristics	Maximum heat dissipation	133/290 BTU/hr (140.32/280.63 kJ/hr)
	Idle power	85 W
	Maximum power rating	37 W
Management	command-line interface	
Notes	<p>The services module can be used with VMware certified applications.</p> <ul style="list-style-type: none"> • The SSD has a maximum operational wet bulb temperature of 28°C • The SSD has a maximum non-operational wet bulb temperature of 28°C • Up to four services modules can be installed in a 5406 zl chassis. There are no restrictions on where the modules can go in the chassis • Up to three services modules can be installed in an 8206 zl chassis. There are no restrictions on where the modules can go in the chassis • Up to six services modules can be installed in a 5412 or 8212 zl chassis. There are no restrictions on where the modules can go in the chassis 	
Services	Refer to the HP website at www.hp.com/networking/services for details on the service-level descriptions and product numbers. For details about services and response times in your area, please contact your local HP sales office.	

HP X131 10G X2 SC ER Transceiver (J8438A) HP X131 10G X2 SC ER Transceiver: An X2 format 10-gigabit transceiver with SC connectors using ER technology.	Ports	1 SC 10-GbE port (IEEE 802.3ae Type 10GBASE-ER); Duplex: full only
	Connectivity	Connector type SC Wavelength 1550 nm
	Physical characteristics	Dimensions 3.48(d) x 1.42(w) x 0.43(h) in. (8.84 x 3.61 x 1.09 cm) Weight 0.35 lb. (0.16 kg) Transceiver form factor X2
	Environment	Operating temperature 32°F to 104°F (0°C to 40°C) Operating relative humidity 15% to 95%, noncondensing
	Electrical characteristics	Power consumption typical 3 W Power consumption maximum 4.5 W
	Cabling	Cable type:: Low metal content, single-mode fiber-optic, complying with ITU-T G.652 and ISO/IEC 793-2 Type B1; Cable length 2m to 30km (max 40km on engineered links) Fiber type Single Mode
	Notes	Conditioning patch cord cables are not supported For fiber patch cords, use Ultra Physical Contact (UPC) surface termination/polish. Angled Physical Contact (APC) is not recommended.
	Services	Refer to the HP website at www.hp.com/networking/services for details on the service-level descriptions and product numbers. For details about services and response times in your area, please contact your local HP

Accessory Product Details

sales office.

HP X131 10G X2 SC SR Transceiver (J8436A)	Ports Connectivity	1 SC 10-GbE port (IEEE 802.3ae Type 10GBASE-SR); Duplex: full only Connector type SC
HP X131 10G X2 SC SR Transceiver: An X2 format 10-gigabit transceiver with SC connectors using SR technology.	Physical characteristics	Wavelength 850 nm Dimensions 3.48(d) x 1.42(w) x 0.43(h) in. (8.84 x 3.61 x 1.09 cm) Weight 0.35 lb. (0.16 kg) Transceiver form factor X2
	Environment	Operating temperature 32°F to 158°F (0°C to 70°C) Operating relative humidity 0% to 95%, noncondensing
		Nonoperating/Storage temperature -40°F to 185°F (-40°C to 85°C)
		Nonoperating/Storage relative humidity 0% to 95%, noncondensing
	Electrical characteristics	Altitude up to 10,000 ft. (3 km) Power consumption typical 1.7 W
		Power consumption maximum 2.4 W
	Cabling	Cable type:: 62.5/125 µm or 50/125 µm (core/cladding) graded-index, low metal content, multimode fiber optic, complying with ITU-T G.651 and ISO/IEC 793-2 Type A1b or A1a, respectively;
		Maximum distance: <ul style="list-style-type: none"> • 2-26m with 62.5 µm multimode cable @ 160 MHz*km • 2-33m with 62.5 µm multimode cable @ 200 MHz*km • 2-66m with 50 µm multimode cable @ 400 MHz*km • 2-82m with 50 µm multimode cable @ 500 MHz*km • 2-300m with 50 µm multimode cable @ 2000 MHz*km
		Cable length 2-300m Fiber type Multi Mode
	Notes	For fiber patch cords, use Ultra Physical Contact (UPC) surface termination/polish. Angled Physical Contact (APC) is not recommended.
	Services	Refer to the HP website at www.hp.com/networking/services for details on the service-level descriptions and product numbers. For details about services and response times in your area, please contact your local HP sales office.
HP X131 10G X2 CX4 Transceiver (J8440C)	Ports Connectivity	1 CX4 10-GbE port (IEEE 802.3ak Type 10GBASE-CX4); Duplex: full only Connector type CX4
HP X131 10G X2 CX4 Transceiver: An X2 format 10-gigabit CX4	Physical characteristics	Dimensions 3.54(d) x 1.42(w) x 0.53(h) in. (8.99 x 3.61 x 1.35 cm) Weight 0.18 lb. (0.08 kg)
	Environment	Operating temperature 32°F to 131°F (0°C to 55°C)

Accessory Product Details

transceiver.		Operating relative humidity	15% to 95% @ 149°F (65°C), non-condensing
	Cabling	Maximum distance:	<ul style="list-style-type: none"> 15 m using CX4 cables 300 m using optical media converters and multimode fiber cable
	Notes		Use CX4 10-GbE cable (0.5-15 m) Includes a single 0.5 m cable.
	Services		Refer to the HP website at www.hp.com/networking/services for details on the service-level descriptions and product numbers. For details about services and response times in your area, please contact your local HP sales office.
HP X111 100M SFP LC FX Transceiver (J9054C)	Ports	1 LC 100BASE-FX port (IEEE 802.3u Type 100BASE-FX); Duplex: half or full	
	Physical characteristics	Dimensions: 2.7(d) x 0.54(w) x 0.48(h) in. (6.86 x 1.38 x 1.22 cm) Weight: 0.06 lb. (0.03 kg)	
HP X111 100M SFP LC FX Transceiver: An SFP format 100-megabit transceiver with LC connectors using FX technology.	Environment	Operating temperature: 32°F to 158°F (0°C to 70°C) Operating relative humidity: 5% to 95% Nonoperating/Storage temperature: -40°F to 185°F (-40°C to 85°C) Nonoperating/Storage relative humidity: 5% to 85% Altitude: up to 10,000 ft. (3 km)	
	Cabling	Type:	<ul style="list-style-type: none"> 62.5/125 μm or 50/125 μm (core/cladding) diameter, graded-index, low metal content, multimode fiber optic, complying with ITU-T G.651 and ISO/IEC 793-2 Type A1b or A1a, respectively;
		Maximum distance:	<ul style="list-style-type: none"> 2 km (full duplex) or 412 m (half duplex)
	Notes	Transmitter wavelength: 1310nm Power consumption is 1.1 watt maximum.	
	Services	For supported platforms and minimum software requirements to support this product, see the document titled "Support for the J9054C 100-FX SFP-LC Transceiver" on the "HP Mini-GBICs and SFPs" Manuals Web page. Refer to the HP website at www.hp.com/networking/services for details on the service-level descriptions and product numbers. For details about services and response times in your area, please contact your local HP sales office.	
HP X131 10G X2 SC LR Transceiver (J8437A)	Ports	1 SC 10-GbE port (IEEE 802.3ae Type 10GBASE-LR); Duplex: full only	
	Connectivity	Connector type	SC
		Wavelength	1310 nm
	Physical characteristics	Dimensions	3.48(d) x 1.42(w) x 0.43(h) in. (8.84 x 3.61 x 1.09 cm)
		Weight	0.35 lb. (0.16 kg)
		Transceiver form factor	X2
An X2 form-factor transceiver that supports the 10-Gigabit LR standard, providing 10-Gigabit connectivity up to 10 km on single-mode	Environment	Operating temperature	32°F to 104°F (0°C to 40°C)

Accessory Product Details

fiber.		<p>Operating relative humidity 15% to 95%, noncondensing</p> <p>Nonoperating/Storage temperature -40°F to 185°F (-40°C to 85°C)</p> <p>Altitude up to 10,000 ft. (3 km)</p>
	Electrical characteristics	<p>Power consumption typical 2 W</p> <p>Power consumption maximum 3 W</p>
	Cabling	<p>Cable type:: Low metal content, single-mode fiber-optic, complying with ITU-T G.652 and ISO/IEC 793-2 Type B1;</p> <p>Maximum distance:</p> <ul style="list-style-type: none"> • 10 km
	Notes	<p>Cable length 2m to 10km with 9/125 μm single-mode cable</p> <p>Fiber type Single Mode</p> <p>Conditioning patch cord cables are not supported For fiber patch cords, use Ultra Physical Contact (UPC) surface termination/polish. Angled Physical Contact (APC) is not recommended</p>
	Services	<p>Refer to the HP website at www.hp.com/networking/services for details on the service-level descriptions and product numbers. For details about services and response times in your area, please contact your local HP sales office.</p>

HP X131 10G X2 SC LRM Transceiver (J9144A)	<p>Ports 1 SC 10-GbE port (IEEE 802.3aq Type 10GBASE-LRM); Duplex: full only</p>
An X2 form-factor transceiver that supports the 10-Gigabit LRM standard, providing 10-Gigabit connectivity up to 220 m on legacy multimode fiber.	<p>Physical characteristics</p> <p>Dimensions 3.54(d) x 1.59(w) x 0.7(h) in. (9.0 x 4.05 x 1.78 cm)</p> <p>Weight 0.35 lb. (0.16 kg)</p> <p>Transceiver form factor X2</p>
	<p>Environment</p> <p>Operating temperature 32°F to 158°F (0°C to 70°C)</p> <p>Operating relative humidity 0% to 95%, noncondensing</p> <p>Nonoperating/Storage temperature -40°F to 185°F (-40°C to 85°C)</p> <p>Altitude up to 10,000 ft. (3 km)</p>
	<p>Electrical characteristics</p> <p>Power consumption typical 3.2 W</p> <p>Power consumption maximum 4.2 W</p>
	<p>Cabling</p> <p>Cable type: 62.5/125 μm or 50/125 μm (core/cladding) diameter, graded-index, low metal content, multimode fiber optic, complying with ITU-T G.651 and ISO/IEC 793-2 Type A1b or A1a, respectively (a mode conditioning patch cord may be needed in some multimode fiber installations);</p> <p>Maximum distance:</p> <ul style="list-style-type: none"> • 0.5-220m with 62.5 μm multimode cable @ 160/500 MHz*km

Accessory Product Details

- 0.5-220m with 62.5 µm multimode cable @ 200/500 MHz*km
- 0.5-100m with 50 µm multimode cable @ 400/400 MHz*km
- 0.5-220m with 50 µm multimode cable @ 500/500 MHz*km
- 0.5-220m with 50 µm multimode cable @ 1500/500 MHz*km

Cable length .5m to 220m

Fiber type Multi Mode

Notes

Wavelength: 1310nm

For OM3 cable (50 µm multimode @ 1500/500 MHz*km), a mode-conditioning patch cord is not required. Other multimode cables may require mode-conditioning patch cords to achieve the maximum distances listed above.

For supported platforms and minimum software requirements to support this product, see the document titled "Support for the J9144A 10-GbE X2-SC LRM Optic" on the "HP 10-GbE Transceivers" Manuals Web page.

Power Consumption: 4W Max

Services

Refer to the HP website at www.hp.com/networking/services for details on the service-level descriptions and product numbers. For details about services and response times in your area, please contact your local HP sales office.

HP X112 100M SFP LC BX-D Transceiver (J9099B)

A small form-factor pluggable (SFP) 100-Megabit BX (bi-directional) "downstream" transceiver that provides 100 Mbps full-duplex connectivity up to 10 km on one strand of singlemode fiber. The J9099B connects to the J9100B "upstream" transceiver, or to any IEEE-standard 100BASE-BX10-U ("upstream") device.

Ports

1 LC 100BASE-BX10 port (IEEE 802.3ah Type 100BASE-BX10-D); Duplex: full only

Physical characteristics

Dimensions

2.7(d) x 0.55(w) x 0.48(h) in. (6.86 x 1.39 x 1.22 cm)

Environment

Weight

0.04 lb. (0.03 kg)

Operating temperature

32°F to 158°F (0°C to 70°C)

Operating relative humidity

0% to 95%, noncondensing

Cabling

Nonoperating/Storage temperature

-40°F to 185°F (-40°C to 85°C)

Type:

Single-mode fiber optic, complying with ITU-T G.652;

Maximum distance:

- 0.5-10,000 m (single-mode fiber)

Notes

Transmit wavelength: 1550 nm. Receive wavelength: 1310 nm.

Power consumption is 1.1 watt maximum.

For supported platforms and minimum software requirements to support this product, see the document titled "Support for the HP BX Transceivers" on the "HP Mini-GBICs and SFPs" Manuals Web page.

The J9099B connects to the J9100B "upstream" transceiver, or to any IEEE-standard 100BASE-BX10-U ("upstream") device. (A 100-BX-D transceiver can only connect to a 100-BX-U product. You cannot connect two 100-BX-D transceivers together.)

Services

Refer to the HP website at www.hp.com/networking/services for details on the service-level descriptions and product numbers. For details about services and response times in your area, please contact your local HP sales office.

Accessory Product Details

HP X112 100M SFP LC BX-U Transceiver (J9100B)

A small form-factor pluggable (SFP) 100-Megabit BX (bi-directional) "upstream" transceiver that provides 100 Mbps full-duplex connectivity up to 10 km on one strand of singlemode fiber. The J9100B connects to the J9099B "downstream" transceiver, or to any IEEE-standard 100BASE-BX10-D ("downstream") device.

Ports	1 LC 100BASE-BX10 port (IEEE 802.3ah Type 100BASE-BX10-U); Duplex: full only						
Physical characteristics	<table border="0"> <tr> <td style="vertical-align: top;">Dimensions</td> <td>2.7(d) x 0.55(w) x 0.48(h) in. (6.86 x 1.39 x 1.22 cm)</td> </tr> <tr> <td style="vertical-align: top;">Weight</td> <td>0.07 lb. (.03 kg)</td> </tr> </table>	Dimensions	2.7(d) x 0.55(w) x 0.48(h) in. (6.86 x 1.39 x 1.22 cm)	Weight	0.07 lb. (.03 kg)		
Dimensions	2.7(d) x 0.55(w) x 0.48(h) in. (6.86 x 1.39 x 1.22 cm)						
Weight	0.07 lb. (.03 kg)						
Environment	<table border="0"> <tr> <td style="vertical-align: top;">Operating temperature</td> <td>32°F to 158°F (0°C to 70°C)</td> </tr> <tr> <td style="vertical-align: top;">Operating relative humidity</td> <td>0% to 95%, noncondensing</td> </tr> <tr> <td style="vertical-align: top;">Nonoperating/Storage temperature</td> <td>-40°F to 185°F (-40°C to 85°C)</td> </tr> </table>	Operating temperature	32°F to 158°F (0°C to 70°C)	Operating relative humidity	0% to 95%, noncondensing	Nonoperating/Storage temperature	-40°F to 185°F (-40°C to 85°C)
Operating temperature	32°F to 158°F (0°C to 70°C)						
Operating relative humidity	0% to 95%, noncondensing						
Nonoperating/Storage temperature	-40°F to 185°F (-40°C to 85°C)						
Cabling	<p>Type:</p> <p>Single-mode fiber optic, complying with ITU-T G.652;</p> <p>Maximum distance:</p> <ul style="list-style-type: none"> • 0.5-10,000 m (single-mode fiber) 						
Notes	<p>For supported platforms and minimum software requirements to support this product, see the document titled "Support for the HP BX Transceivers" on the "HP Mini-GBICs and SFPs" Manuals Web page.</p> <p>The J9100B connects to the J9099B "downstream" transceiver, or to any IEEE-standard 100BASE-BX10-D ("downstream") device. (A 100-BX-U transceiver can only connect to a 100-BX-D product. You cannot connect two 100-BX-U transceivers together.)</p> <p>Transmit wavelength: 1310 nm. Receive wavelength: 1550 nm.</p> <p>Power consumption is 1.1 watts maximum.</p>						
Services	<p>Refer to the HP website at www.hp.com/networking/services for details on the service-level descriptions and product numbers. For details about services and response times in your area, please contact your local HP sales office.</p>						

HP X132 10G SFP+ LC SR Transceiver (J9150A)

A 10-Gigabit transceiver in SFP+ form-factor that supports the 10-Gigabit SR standard, providing 10-Gigabit connectivity up to 300 m on multimode fiber.

Ports	1 LC 10-GbE port (IEEE 802.3ae Type 10Gbase-SR); Duplex: full only								
Connectivity	Connector type LC								
Physical characteristics	<table border="0"> <tr> <td style="vertical-align: top;">Wavelength</td> <td>850 nm</td> </tr> <tr> <td style="vertical-align: top;">Dimensions</td> <td>2.19(d) x 0.54(w) x 0.47(h) in. (5.57 x 1.38 x 1.19 cm)</td> </tr> <tr> <td style="vertical-align: top;">Weight</td> <td>0.04 lb. (0.02 kg)</td> </tr> <tr> <td style="vertical-align: top;">Transceiver form factor</td> <td>SFP+</td> </tr> </table>	Wavelength	850 nm	Dimensions	2.19(d) x 0.54(w) x 0.47(h) in. (5.57 x 1.38 x 1.19 cm)	Weight	0.04 lb. (0.02 kg)	Transceiver form factor	SFP+
Wavelength	850 nm								
Dimensions	2.19(d) x 0.54(w) x 0.47(h) in. (5.57 x 1.38 x 1.19 cm)								
Weight	0.04 lb. (0.02 kg)								
Transceiver form factor	SFP+								
Environment	<table border="0"> <tr> <td style="vertical-align: top;">Operating temperature</td> <td>32°F to 158°F (0°C to 70°C)</td> </tr> <tr> <td style="vertical-align: top;">Operating relative humidity</td> <td>0% to 85%, noncondensing</td> </tr> <tr> <td style="vertical-align: top;">Nonoperating/Storage temperature</td> <td>-40°F to 185°F (-40°C to 85°C)</td> </tr> <tr> <td style="vertical-align: top;">Altitude</td> <td>up to 10,000 ft. (3 km)</td> </tr> </table>	Operating temperature	32°F to 158°F (0°C to 70°C)	Operating relative humidity	0% to 85%, noncondensing	Nonoperating/Storage temperature	-40°F to 185°F (-40°C to 85°C)	Altitude	up to 10,000 ft. (3 km)
Operating temperature	32°F to 158°F (0°C to 70°C)								
Operating relative humidity	0% to 85%, noncondensing								
Nonoperating/Storage temperature	-40°F to 185°F (-40°C to 85°C)								
Altitude	up to 10,000 ft. (3 km)								
Electrical characteristics	<table border="0"> <tr> <td style="vertical-align: top;">Power consumption typical</td> <td>0.6 W</td> </tr> <tr> <td style="vertical-align: top;">Power consumption maximum</td> <td>0.8 W</td> </tr> </table>	Power consumption typical	0.6 W	Power consumption maximum	0.8 W				
Power consumption typical	0.6 W								
Power consumption maximum	0.8 W								

Accessory Product Details

Cabling	<p>Cable type: 62.5/125 µm or 50/125 µm (core/cladding) diameter, graded-index, low metal content, multimode fiber optic, complying with ITU-T G.651 and ISO/IEC 793-2 Type A1b or A1a, respectively; Maximum distance:</p> <ul style="list-style-type: none"> • 2-26m with 62.5 µm multimode cable @ 160 MHz*km • 2-33m with 62.5 µm multimode cable @ 200 MHz*km • 2-66m with 50 µm multimode cable @ 400 MHz*km • 2-82m with 50 µm multimode cable @ 500 MHz*km • 2-300m with 50 µm multimode cable @ 2000 MHz*km
	<p>Cable length 2-300m Fiber type Multi Mode</p>
Notes	For fiber patch cords, use Ultra Physical Contact (UPC) surface termination/polish. Angled Physical Contact (APC) is not recommended.
Services	Refer to the HP website at: www.hp.com/networking/services for details on the service-level descriptions and product numbers. For details about services and response times in your area, please contact your local HP sales office.

HP X132 10G SFP+ LC LR Transceiver (J9151A)	<p>Ports 1 LC 10-GbE port (IEEE 802.3ae Type 10Gbase-LR); Duplex: full only</p> <p>Connectivity Connector type LC</p> <p>Physical characteristics Wavelength 1310 nm</p> <p>Dimensions 2.19(d) x 0.54(w) x 0.47(h) in. (5.57 x 1.38 x 1.19 cm)</p> <p>Weight 0.04 lb. (.02 kg)</p> <p>Transceiver form factor SFP+</p> <p>Environment Operating temperature 32°F to 158°F (0°C to 70°C) Operating relative humidity 0% to 85%, noncondensing Nonoperating/Storage temperature -40°F to 185°F (-40°C to 85°C)</p> <p>Altitude up to 10,000 ft. (3 km)</p> <p>Electrical characteristics Power consumption typical 0.9 W Power consumption maximum 1 W</p> <p>Cabling Cable type: Low metal content, single-mode fiber-optic, complying with ITU-T G.652 and ISO/IEC 793-2 Type B1; Maximum distance:</p> <ul style="list-style-type: none"> • 2m-10km with 9/125 µm single-mode cable <p>Cable length 2m to 10km Fiber type Single Mode</p> <p>Notes Conditioning patch cord cables are not supported.</p>
--	--

A 10-Gigabit transceiver in SFP+ form-factor that supports the 10-Gigabit LR standard, providing 10-Gigabit connectivity up to 10 km on single-mode fiber.

Accessory Product Details

Services

For fiber patch cords, use Ultra Physical Contact (UPC) surface termination/polish. Angled Physical Contact (APC) is not recommended.

Refer to the HP website at: www.hp.com/networking/services for details on the service-level descriptions and product numbers. For details about services and response times in your area, please contact your local HP sales office.

<p>HP X132 10G SFP+ LC LRM Transceiver (J9152A)</p>	<p>Ports</p> <p>Connectivity</p>	<p>1 LC 10-GbE port (IEEE 802.3aq Type 10Gbase-LRM); Duplex: full only</p> <p>Connector type LC</p>
<p>A 10-Gigabit transceiver in SFP+ form-factor that supports the 10-Gigabit LRM standard, for 10-Gigabit connectivity up to 220 m on legacy multimode fiber.</p>	<p>Physical characteristics</p> <p>Environment</p>	<p>Wavelength 1310 nm</p> <p>Dimensions 2.19(d) x 0.54(w) x 0.47(h) in. (5.57 x 1.38 x 1.19 cm)</p> <p>Weight 0.04 lb. (.02 kg)</p> <p>Transceiver form factor SFP+</p> <p>Operating temperature 32°F to 158°F (0°C to 70°C)</p> <p>Operating relative humidity 0% to 85%, noncondensing</p> <p>Nonoperating/Storage temperature -40°F to 185°F (-40°C to 85°C)</p> <p>Altitude up to 10,000 ft. (3 km)</p>
	<p>Electrical characteristics</p>	<p>Power consumption typical 0.7 W</p> <p>Power consumption maximum 1 W</p>
	<p>Cabling</p>	<p>Cable type: 62.5/125 µm or 50/125 µm (core/cladding) diameter, graded-index, low metal content, multimode fiber optic, complying with ITU-T G.651 and ISO/IEC 793-2 Type A1b or A1a, respectively (a mode conditioning patch cord may be needed in some multimode fiber installations); Maximum distance:</p> <ul style="list-style-type: none"> • 0.5-220m with 62.5 µm multimode cable @ 160/500 MHz*km • 0.5-220m with 62.5 µm multimode cable @ 200/500 MHz*km • 0.5-100m with 50 µm multimode cable @ 400/400 MHz*km • 0.5-220m with 50 µm multimode cable @ 500/500 MHz*km • 0.5-220m with 50 µm multimode cable @ 1500/500 MHz*km
	<p>Notes</p>	<p>Cable length 0.5m to 220m</p> <p>Fiber type Multi Mode</p> <p>For OM3 cable (50 µm multimode @ 1500/500 MHz*km), a mode-conditioning patch cord is not required. Other multimode cables may require mode-conditioning patch cords to achieve the maximum distances listed above.</p>
	<p>Services</p>	<p>For fiber patch cords, use Ultra Physical Contact (UPC) surface termination/polish. Angled Physical Contact (APC) is not recommended.</p> <p>Refer to the HP website at: www.hp.com/networking/services for details on the service-level descriptions and product numbers. For details about services and response times in your area, please contact your local HP sales office.</p>

Accessory Product Details

<p>HP X121 1G SFP LC LH Transceiver (J4860C)</p> <p>A small form-factor pluggable (SFP) Gigabit LH transceiver that provides a full-duplex Gigabit solution up to 70 km on single-mode fiber.</p>	<p>Ports</p> <p>Physical characteristics</p> <p>Environment</p> <p>Cabling</p>	<p>1 LC 1000BASE-LH port (no IEEE standard exists for 1550 nm optics); Duplex: full only</p> <p>Dimensions: 2.17(d) x 0.60(w) x 0.46(h) in. (5.5 x 1.53 x 1.18 cm)</p> <p>Weight: 0.04 lb. (0.02 kg)</p> <p>Operating temperature: -40°F to 185°F (-40°C to 85°C)</p> <p>Operating relative humidity: 0% to 95% @ 77°F (25°C), noncondensing</p> <p>Nonoperating/Storage temperature: -40°F to 185°F (-40°C to 85°C)</p> <p>Altitude: up to 10,000 ft. (3 km)</p> <p>Cable type:</p> <ul style="list-style-type: none"> • Low metal content, single-mode fiber-optic, complying with ITU-T G.652 and ISO/IEC 793-2 Type B1; <p>Maximum distance:</p> <ul style="list-style-type: none"> • 10-70,000 m (single-mode fiber) <p>Notes</p> <p>Power consumption is 0.8 watts typical with 1 watt maximum at 100% utilization. For distances less than 20 km, a 10 dB attenuator must be used. For distances between 20 km and 40 km, a 5 dB attenuator must be used. Attenuators can be purchased from most cable vendors.</p> <p>Services</p> <p>Refer to the HP website at www.hp.com/networking/services for details on the service-level descriptions and product numbers. For details about services and response times in your area, please contact your local HP sales office.</p>
--	--	---

<p>HP X121 1G SFP LC SX Transceiver (J4858C)</p> <p>A small form-factor pluggable (SFP) Gigabit SX transceiver that provides a full-duplex Gigabit solution up to 550 m on multimode fiber.</p>	<p>Ports</p> <p>Physical characteristics</p> <p>Environment</p> <p>Electrical characteristics</p> <p>Cabling</p>	<p>1 LC 1000BASE-SX port; Duplex: full only</p> <p>Dimensions: 2.24(d) x 0.54(w) x 0.48(h) in. (5.69 x 1.37 x 1.22 cm)</p> <p>Weight: 0.04 lb. (0.02 kg)</p> <p>Transceiver form factor: SFP</p> <p>Operating temperature: 32°F to 158°F (0°C to 70°C)</p> <p>Operating relative humidity: 5% to 85%, noncondensing</p> <p>Nonoperating/Storage temperature: -40°F to 203°F (-40°C to 85°C)</p> <p>Altitude: up to 10,000 ft. (3 km)</p> <p>Power consumption typical: 0.4 W</p> <p>Power consumption maximum: 0.7 W</p> <p>Type:</p> <ul style="list-style-type: none"> • 62.5/125 µm or 50/125 µm (core/cladding) diameter, graded-index, low metal content, multimode fiber optic, complying with ITU-T G.651 and ISO/IEC 793-2 Type A1b or A1a, respectively; <p>Maximum distance:</p> <ul style="list-style-type: none"> • 2-220 m (62.5 µm core diameter, 160 MHz*km bandwidth) • 2-275 m (62.5 µm core diameter, 200 MHz*km bandwidth) • 2-500 m (50 µm core diameter, 400 MHz*km bandwidth) • 2-550 m (50 µm core diameter, 500 MHz*km bandwidth) <p>Cable length: 2-550m</p>
--	---	--

Accessory Product Details

	Services	Fiber type: Multi Mode Refer to the HP website at www.hp.com/networking/services for details on the service-level descriptions and product numbers. For details about services and response times in your area, please contact your local HP sales office.
HP X121 1G SFP LC LX Transceiver (J4859C)	Ports	1 LC 1000BASE-LX port (IEEE 802.3z Type 1000BASE-LX); Duplex: full only
	Physical characteristics	Dimensions: 2.24(d) x 0.54(w) x 0.486(h) in. (5.69 x 1.37 x 1.23 cm) Weight: 0.04 lb. (0.02 kg)
HP X121 1G SFP LC LX Transceiver: An SFP format gigabit transceiver with LC connectors using LX technology.	Environment	Operating temperature: 32°F to 158°F (0°C to 70°C) Operating relative humidity: 0% to 85%, noncondensing Nonoperating/Storage temperature: -40°F to 212°F (-40°C to 100°C) Altitude: up to 10,000 ft. (3 km)
	Cabling	Type: <ul style="list-style-type: none"> • Either single mode or multimode; 62.5/125 μm or 50/125 μm (core/cladding) diameter, graded-index, low metal content, multimode fiber optic, complying with ITU-T G.651 and ISO/IEC 793-2 Type A1b or A1a, respectively; Low metal content, single-mode fiber-optic, complying with ITU-T G.652 and ISO/IEC 793-2 Type B1; <p>Maximum distance:</p> <ul style="list-style-type: none"> • 2-550 m (multimode 62.5 μm core diameter, 500 MHz*km bandwidth) • 2-550 m (multimode 50 μm core diameter, 400 MHz*km bandwidth) • 2-550 m (multimode 50 μm core diameter, 500 MHz*km bandwidth) • 2-10,000 m (single-mode fiber)
	Notes	A mode conditioning patch cord may be needed in some multimode fiber installations. Wavelength: 1310nm Power Consumption: < 500mW Typical
	Services	Refer to the HP website at www.hp.com/networking/services for details on the service-level descriptions and product numbers. For details about services and response times in your area, please contact your local HP sales office.
HP X121 1G SFP RJ45 T Transceiver (J8177C)	Ports	1 RJ-45 1000BASE-T port (IEEE 802.3ab Type 1000BASE-T); Duplex: full only
	Physical characteristics	Dimensions: 2.71(d) x 0.54(w) x 0.55(h) in. (6.88 x 1.37 x 1.4 cm) Weight: 0.06 lb. (0.03 kg)
HP X121 1G SFP RJ45 T Transceiver: An SFP format gigabit transceiver with RJ45 connectors using 1000BaseT technology.	Environment	Operating temperature: 32°F to 158°F (0°C to 70°C); with 100 LFM airflow over the SFP module Operating relative humidity: 0% to 95% @ 75°F (25°C), noncondensing Nonoperating/Storage temperature: -40°F to 185°F (-40°C to 85°C) Nonoperating/Storage relative humidity: 0% to 95% @ 77°F (25°C), noncondensing Altitude: up to 10,000 ft. (3000 km)

Accessory Product Details

Cabling	<p>Cable type: 1000BASE-T: Category 5 (5E or better recommended), 100 Ω differential 4-pair unshielded twisted pair (UTP) or shielded twisted pair (STP) balanced, complying with IEEE 802.3ab 1000BASE-T;</p> <p>Maximum distance:</p> <ul style="list-style-type: none"> • 100 m
Notes	<p>Power consumption is nominally 1 watt. For supported platforms and minimum software requirements to support this product, see the document titled "Support for the J8177C 1000Base-T Mini-GBIC" on the "HP Mini-GBICs and SFPs" Manuals Web page. The J8177C Gigabit copper mini-GBIC is not supported on dual-personality ports. The J8177C is capable of 100 Mb operation. This is supported on only the HP 8200zl, 5400zl, and HP 6200-24G-mGBIC yl Switches using software version K.12.21 or later. Use the "auto-100" port setting to enable 100 Mb operation. Important: The earlier J8177B does not support 100 Mb operation. When used in the Switch gl 20-Port 10/100/1000 Module (J4908A), the J8177C mini-GBIC can be installed in either the upper or lower mini-GBIC port, but will block access to the other port.</p>
Services	<p>Refer to the HP website at www.hp.com/networking/services for details on the service-level descriptions and product numbers. For details about services and response times in your area, please contact your local HP sales office.</p>

<p>HP X122 1G SFP LC BX-D Transceiver (J9142B)</p> <p>A small form-factor pluggable (SFP) Gigabit-BX (bi-directional) "downstream" transceiver that provides a full-duplex Gigabit solution up to 10 km on one strand of single-mode fiber. The J9142B connects to the J9143B "upstream" transceiver, or to any IEEE-standard 1000BASE-BX10-U ("upstream") device.</p>	<p>Ports</p> <p>1 LC 1000BASE-BX10 port (IEEE 802.3ah Type 1000BASE-BX10-D); Duplex: full only</p>	<p>Physical characteristics</p> <p>Dimensions 2.19(d) x 0.54(w) x 0.46(h) in. (5.57 x 1.37 x 1.18 cm)</p> <p>Weight 0.04 lb. (0.02 kg)</p>	<p>Environment</p> <p>Operating temperature 32°F to 158°F (0°C to 70°C)</p> <p>Operating relative humidity 0% to 95%, non-condensing</p> <p>Non-operating/Storage temperature -40°F to 185°F -40°C to 85°C</p>	<p>Cabling</p> <p>Type: Single-mode fiber optic, complying with ITU-T G.652;</p> <p>Maximum distance:</p> <ul style="list-style-type: none"> • 0.5-10,000 m (single-mode fiber) 	<p>Notes</p> <p>Transmit wavelength: 1490 nm. Receive wavelength: 1310 nm. Power consumption is 1 watt maximum. For supported platforms and minimum software requirements to support this product, see the document titled "Support for the HP BX Transceivers" on the "HP Mini-GBICs and SFPs" Manuals Web page. The J9142B connects to the J9143B "upstream" transceiver, or to any IEEE-standard 1000BASE-BX10-U ("upstream") device. (A 1000-BX-D</p>
---	---	---	--	---	--

Accessory Product Details

transceiver can only connect to a 1000-BX-U product. You cannot connect two 1000-BX-D transceivers together.)

Services

Refer to the HP website at www.hp.com/networking/services for details on the service-level descriptions and product numbers. For details about services and response times in your area, please contact your local HP sales office.

HP X122 1G SFP LC BX-U Transceiver (J9143B)

A small form-factor pluggable (SFP) Gigabit-BX (bi-directional) "upstream" transceiver that provides a full-duplex Gigabit solution up to 10 km on one strand of single-mode fiber. The J9143B connects to the J9142B "downstream" transceiver, or to any IEEE-standard 1000BASE-BX10-D ("downstream") device.

Ports

1 LC 1000BASE-BX10 port (IEEE 802.3ah Type 1000BASE-BX10-U); Duplex: full only

Physical characteristics

Dimensions 2.19(d) x 0.54(w) x 0.46(h) in. (5.57 x 1.37 x 1.18 cm)

Weight 0.04 lb. (0.02 kg)

Environment

Operating temperature 32°F to 158°F (0°C to 70°C)

Operating relative humidity 0% to 95%, non-condensing

Non-operating/Storage temperature -40°F to 185°F (-40°C to 85°C)

Cabling

Type:
Single-mode fiber optic, complying with ITU-T G.652;

Maximum distance:

- 0.5-10,000 m (single-mode fiber)

Notes

Transmit wavelength: 1310 nm. Receive wavelength: 1490 nm. For supported platforms and minimum software requirements to support this product, see the document titled "Support for the HP BX Transceivers" on the "HP Mini-GBICs and SFPs" Manuals Web page. The J9143B connects to the J9142B "downstream" transceiver, or to any IEEE-standard 1000BASE-BX10-D ("downstream") device. (A 1000-BX-U transceiver can only connect to a 1000-BX-D product. You cannot connect two 1000-BX-U transceivers together.) Power consumption is 1 watt maximum.

Services

Refer to the HP website at www.hp.com/networking/services for details on the service-level descriptions and product numbers. For details about services and response times in your area, please contact your local HP sales office.

HP X132 10G SFP+ LC ER Transceiver (J9153A)

Ports

1 LC 10-GbE port (IEEE 802.3ae Type 10GBASE-ER); Duplex: full only

Connectivity

Connector type LC

Wavelength 1550 nm

Physical characteristics

Dimensions 2.22(d) x 0.55(w) x 0.47(h) in. (5.65 x 1.39 x 1.19 cm)

Weight .04 lb., Fully loaded

Transceiver form factor SFP+

Environment

Operating temperature 32°F to 158°F (0°C to 70°C)

Operating relative humidity 5% to 95%, noncondensing

Nonoperating/Storage temperature -40°F to 185°F (-40°C to 85°C)

Accessory Product Details

	Nonoperating/Storage relative humidity	5% to 95%, noncondensing
	Altitude	up to 10,000 ft. (3 km)
Electrical characteristics	Power consumption typical	1.3 W
	Power consumption maximum	1.5 W
Cabling	Cable type: Single-mode fiber optic, complying with ITU-T G.652;	
	Maximum distance:	
	<ul style="list-style-type: none"> • 40km 	
Notes	Fiber type	Single Mode
	Check switch release notes for minimum version of software required to support this transceiver. Some switches have limits as to how many of this particular transceiver can be installed. See the release notes of the switch software/firmware being used for more details.	
Services	Refer to the HP website at: www.hp.com/networking/services for details on the service-level descriptions and product numbers. For details about services and response times in your area, please contact your local HP sales office.	

HP X242 SFP+ SFP+ 1 m Direct Attach Cable (J9281B)	Connectivity	Length	3.28 ft. (1 m)	
	Physical characteristics	Weight	0.24 lb. (0.11 kg) the cable with an SFP+ transceiver at each end of the cable	
	Environment	Operating temperature	32°F to 158°F (0°C to 70°C)	
		Operating relative humidity	5% to 95%, noncondensing	
		Nonoperating/Storage temperature	14°F to 185°F (-10°C to 85°C)	
		Nonoperating/Storage relative humidity	5% to 95%, noncondensing	
		Altitude	up to 10,000 ft. (3 km)	
	Electrical characteristics	Notes	0.04 watts maximum per transceiver end	
	Notes	Electrical Properties		
		<ul style="list-style-type: none"> • Cable Characteristic Impedance: 100 ohms • Crosstalk between pairs: 2% max • Time delay: 1.31 nsec/ft 		
		Physical Properties		
	Services	<ul style="list-style-type: none"> • Cable Diameter: 0.180" • Minimum Cable Bend Radius: 1.0" 		
		Refer to the HP website at www.hp.com/networking/services for details on the service-level descriptions and product numbers. For details about services and response times in your area, please contact your local HP sales office.		

Accessory Product Details

HP X242 SFP+ SFP+ 3 m Direct Attach Cable (J9283B)	Connectivity	Length	10 ft. (3 m)
	Physical characteristics	Weight	.49 lb. (0.22 kg), Fully loaded the cable with an SFP+ transceiver at each end of the cable
		Environment	Operating temperature
	Operating relative humidity		5% to 95%, noncondensing
	Nonoperating/Storage temperature		14°F to 185°F (-10°C to 85°C)
	Nonoperating/Storage relative humidity		5% to 95%, noncondensing
	Altitude		up to 10,000 ft. (3 km)
	Electrical characteristics	Notes	0.04 watts maximum per transceiver end
	Notes	Electrical Properties	<ul style="list-style-type: none"> • Cable Characteristic Impedance: 100 ohms • Crosstalk between pairs: 2% max • Time delay: 1.31 nsec/ft
		Physical Properties	<ul style="list-style-type: none"> • Cable Diameter: 0.180" • Minimum Cable Bend Radius: 1.0"
Services	Refer to the HP website at: www.hp.com/networking/services for details on the service-level descriptions and product numbers. For details about services and response times in your area, please contact your local HP sales office.		

HP X242 SFP+ SFP+ 7 m Direct Attach Cable (J9285B)	Connectivity	Length	22.97 ft. (7 m)
	Physical characteristics	Weight	1.02 lb., Fully loaded the cable with an SFP+ transceiver at each end of the cable
		Environment	Operating temperature
	Operating relative humidity		5% to 95%, noncondensing
	Nonoperating/Storage temperature		14°F to 185°F (-10°C to 85°C)
	Nonoperating/Storage relative humidity		5% to 95%, noncondensing
	Altitude		up to 10,000 ft. (3 km)
	Electrical characteristics	Notes	0.04 watts maximum per transceiver end
	Notes	Electrical Properties	<ul style="list-style-type: none"> • Cable Characteristic Impedance: 100 ohms • Crosstalk between pairs: 2% max • Time delay: 1.31 nsec/ft
		Physical Properties	<ul style="list-style-type: none"> • Cable Diameter: 0.180" • Minimum Cable Bend Radius: 1.0"
Services	Refer to the HP website at: www.hp.com/networking/services for details on the service-level descriptions and product numbers. For details about services and response times in your area, please contact your local HP sales office.		

Accessory Product Details

HP X244 XFP SFP+ 1 m Direct Attach Cable (J9300A)	Connectivity	Length	3.28 ft. (1 m)
	Physical characteristics	Weight	.27 lb. (0.12 kg), Fully loaded cable with XFP transceiver on one end and SFP+ on the other end
<p>A 1m direct attach copper cable with an XFP connector attached on one end and an SFP+ connector attached on the other end. This cable provides a low price connectivity option between switches/servers/storage to interconnect XFP and SFP+ form factors.</p>	Environment	Operating temperature	32°F to 158°F (0°C to 70°C)
		Operating relative humidity	5% to 95%, noncondensing
		Nonoperating/Storage temperature	32°F to 158°F (0°C to 70°C)
		Nonoperating/Storage relative humidity	5% to 95%, noncondensing
	Notes	Altitude	up to 10,000 ft. (3 km)
Services	XFP end consumes 2 watts SFP+ end consumes 0.036 watts Refer to the HP website at www.hp.com/networking/services for details on the service-level descriptions and product numbers. For details about services and response times in your area, please contact your local HP sales office.		

HP X244 XFP SFP+ 3 m Direct Attach Cable (J9301A)	Connectivity	Length	9.84 ft. (3 m)
	Physical characteristics	Weight	.51 lb. (0.23 kg), Fully loaded cable with XFP transceiver on one end and SFP+ on the other end
<p>A 3m direct attach copper cable with an XFP connector attached on one end and an SFP+ connector attached on the other end. This cable provides a low price connectivity option between switches/servers/storage to interconnect XFP and SFP+ form factors.</p>	Environment	Operating temperature	32°F to 158°F (0°C to 70°C)
		Operating relative humidity	5% to 95%, noncondensing
		Nonoperating/Storage temperature	32°F to 158°F (0°C to 70°C)
		Nonoperating/Storage relative humidity	5% to 95%, noncondensing
	Cabling	Altitude	up to 10,000 ft. (3 km)
Notes	Maximum distance: • 3m Direct Attach Cable XFP end consumes 2 watts SFP+ end consumes 0.036 watts		
Services	Refer to the HP website at www.hp.com/networking/services for details on the service-level descriptions and product numbers. For details about services and response times in your area, please contact your local HP sales office.		

HP X244 XFP SFP+ 5 m Direct Attach Cable (J9302A)	Connectivity	Length	16.4 ft. (5 m)
	Physical characteristics	Weight	.74 lb. (0.34 kg), Fully loaded cable with XFP transceiver on one end and SFP+ on the other end
<p>A 5m direct attach copper cable with an XFP connector attached on one end and an SFP+ connector attached on the other end. This cable provides a low price connectivity option</p>	Environment	Operating temperature	32°F to 158°F (0°C to 70°C)
		Operating relative humidity	5% to 95%, noncondensing
		Nonoperating/Storage temperature	32°F to 158°F (0°C to 70°C)
		Nonoperating/Storage relative humidity	5% to 95%, noncondensing

Accessory Product Details

between switches/servers/storage to interconnect XFP and SFP+ form factors.

Notes
Services

Altitude up to 10,000 ft. (3 km)
XFP end consumes 2 watts SFP+ end consumes 0.036 watts
Refer to the HP website at www.hp.com/networking/services for details on the service-level descriptions and product numbers. For details about services and response times in your area, please contact your local HP sales office.

HP 0.5 m Multimode OM3 LC/LC Optical Cable
(AJ833A)

Notes

Cable type:
50/125 µm (core/cladding) diameter, multimode fiber optic, with effective modal bandwidth of 2000 MHz/km as detailed in TIA-492AAAC for distances of up to 300 m

- Maximum distance:**
10Gbps Transfer Rate (Ethernet): 300m
- Cable Specs: Tight buffered duplex fiber optic multimode OM3 50/125 µm fiber optic cable and Ethernet assembly with LC duplex connectors on one end and LC duplex connectors on other end.
- Dimensions: Core diameter: 50 ± 3.0µm Cladding diameter: 125 ± 2.0µm Coating diameter: 245 ± 10µm
 - Optical glass: Bandwidth: For LED sources: 1500/500 MHz-km @850/1300nm.
 - Optical glass: Bandwidth: For Laser sources: 2000/500 MHz-km @850/1300nm. VCSEL Laser sources: 600 / 600 meters @850/1300nm for Gigabit Ethernet compliant links.
 - CABLE: The cable is duplex zipcord graded index 50/125µm multimode optical fiber and designed to work in both the 850 and 1300 nm wavelength windows.
 - BULK CABLE & CABLE ASSEMBLY CONFIGURATION:
 - Jacket Material: Riser Grade - Low Smoke Zero Halogen thermoplastic.
 - Jacket Color: Aqua for OM3 multimode per TIA 598
 - Boot Color: White
 - Insertion Loss: less than 0.5 dB @ 850 with LED source, 0.003 dB/M added for lengths > 30 meters.
 - Maximum Cable attenuation: 3.0 dB/km @ 850 nm, 1.0 dB/Km @ 1310 nm @ 23°C as tested in accordance with EIA 455-46.
 - Weight: Air Packed Weight: 1 LB Net Weight: 0.454Kg

Services

Refer to the HP website at: www.hp.com/networking/services for details on the service-level descriptions and product numbers. For details about services and response times in your area, please contact your local HP sales office.

HP 1 m Multimode OM3 LC/LC Optical Cable
(AJ834A)

Notes

Cable type:
50/125 µm (core/cladding) diameter, multimode fiber optic, with effective modal bandwidth of 2000 MHz/km as detailed in TIA-492AAAC for distances of up to 300 m

- Maximum distance:**
10Gbps Transfer Rate (Ethernet): 300m
- Cable Specs: Tight buffered duplex fiber optic multimode OM3 50/125 µm

Accessory Product Details

fiber optic cable and Ethernet assembly with LC duplex connectors on one end and LC duplex connectors on other end.

- Dimensions: Core diameter: 50 ± 3.0um Cladding diameter: 125 ± 2.0um Coating diameter: 245 ± 10um
- Optical Glass Bandwidth: For LED sources: 1500/500 MHz-km @850/1300nm.
- Optical Glass: For Laser sources: 2000/500 MHz-km @850/1300nm. VCSEL Laser sources: Shall achieve 600 / 600 meters @850/1300nm for Gigabit Ethernet compliant links.
- CABLE: The cable is duplex zipcord graded index 50/125um multimode optical fiber. The cable is designed to work in both the 850 and 1300 nm wavelength windows.
- BULK CABLE & CABLE ASSEMBLY CONFIGURATION:
- Jacket Material: Riser Grade - Low Smoke Zero Halogen thermoplastic.
- Jacket Color: Aqua for OM3 multimode per TIA 598
- Boot Color: White
- Insertion Loss: less than 0.5 dB @ 850 with LED source, 0.003 dB/M added for lengths > 30 meters.
- Maximum Cable attenuation: 3.0 dB/km @ 850 nm, 1.0 dB/Km @ 1310 nm @ 23°C as tested in accordance with EIA 455-46.
- Weight: Air Packed Weight: 1 LB Net Weight: 0.454Kg

Services

Refer to the HP website at www.hp.com/networking/services for details on the service-level descriptions and product numbers. For details about services and response times in your area, please contact your local HP sales office.

HP 2 m Multimode OM3 LC/LC Optical Cable (AJ835A)

Cabling

Cable type:

50/125 µm (core/cladding) diameter, multimode fiber optic, with effective modal bandwidth of 2000 MHz/km as detailed in TIA-492AAAC for distances of up to 300 m;

Maximum distance:

10Gbps Transfer Rate (Ethernet): 300m

Notes

Cable Specs: Tight buffered duplex fiber optic multimode OM3 50/125 um fiber optic cable and Ethernet assembly with LC duplex connectors on one end and LC duplex connectors on other end.

- Dimensions: Core diameter: 50 ± 3.0um Cladding diameter: 125 ± 2.0um Coating diameter: 245 ± 10um
- Optical Glass Bandwidth: For LED sources: 1500/500 MHz-km @850/1300nm.
- Optical Glass: For Laser sources: 2000/500 MHz-km @850/1300nm. VCSEL Laser sources: Shall achieve 600 / 600 meters @850/1300nm for Gigabit Ethernet compliant links.
- CABLE: The cable is duplex zipcord graded index 50/125um multimode optical fiber. The cable is designed to work in both the 850 and 1300 nm wavelength windows.
- BULK CABLE & CABLE ASSEMBLY CONFIGURATION:
- Jacket Material: Riser Grade - Low Smoke Zero Halogen thermoplastic.

Accessory Product Details

- Jacket Color: Aqua for OM3 multimode per TIA 598
- Boot Color: White
- Insertion Loss: less than 0.5 dB @ 850 with LED source, 0.003 dB/M added for lengths > 30 meters.
- Maximum Cable attenuation: 3.0 dB/km @ 850 nm, 1.0 dB/Km @ 1310 nm @ 23°C as tested in accordance with EIA 455-46.
- Weight: Air Packed Weight: 1 LB Net Weight: 0.454Kg

Services

Refer to the HP website at: www.hp.com/networking/services for details on the service-level descriptions and product numbers. For details about services and response times in your area, please contact your local HP sales office.

HP 5 m Multimode OM3 LC/LC Optical Cable (AJ836A)

Cabling

Cable type:

50/125 µm (core/cladding) diameter, multimode fiber optic, with effective modal bandwidth of 2000 MHz/km as detailed in TIA-492AAAC for distances of up to 300 m;

Maximum distance:

10Gbps Transfer Rate (Ethernet): 300m

Notes

Cable Specs: This specification defines the detail requirements for a tight buffered duplex fiber optic multimode OM3 50/125 µm fiber optic cable and Ethernet assembly with LC duplex connectors on one end and LC duplex connectors on other end.

- Dimensions: Core diameter: 50 ± 3.0µm Cladding diameter: 125 ± 2.0µm Coating diameter: 245 ± 10µm
- Optical Glass Bandwidth: For LED sources: 1500/500 MHz-km @850/1300nm.
- Optical Glass: For Laser sources: 2000/500 MHz-km @850/1300nm. VCSEL Laser sources: Shall achieve 600 / 600 meters @850/1300nm for Gigabit Ethernet compliant links.
- CABLE: The cable is duplex zipcord graded index 50/125µm multimode optical fiber. The cable is designed to work in both the 850 and 1300 nm wavelength windows.
- BULK CABLE & CABLE ASSEMBLY CONFIGURATION:
- Jacket Material: Riser Grade - Low Smoke Zero Halogen thermoplastic.
- Jacket Color: Aqua for OM3 multimode per TIA 598
- Boot Color: White
- Insertion Loss: less than 0.5 dB @ 850 with LED source, 0.003 dB/M added for lengths > 30 meters.
- Maximum Cable attenuation: 3.0 dB/km @ 850 nm, 1.0 dB/Km @ 1310 nm @ 23°C as tested in accordance with EIA 455-46.
- Weight: Air Packed Weight: 1 LB Net Weight: 0.454Kg

Services

Refer to the HP website at: www.hp.com/networking/services for details on the service-level descriptions and product numbers. For details about services and response times in your area, please contact your local HP sales office.

HP 15 m Multimode OM3 LC/LC Optical Cable

Cabling

Cable type:

50/125 µm (core/cladding) diameter, multimode fiber optic, with effective

Accessory Product Details

(AJ837A)

modal bandwidth of 2000 MHz/km as detailed in TIA-492AAAC for distances of up to 300 m;

Notes

Maximum distance:

10Gbps Transfer Rate (Ethernet): 300m

Cable Specs: Tight buffered duplex fiber optic multimode OM3 50/125 um fiber optic cable and Ethernet assembly with LC duplex connectors on one end and LC duplex connectors on other end.

- Dimensions: Core diameter: 50 ± 3.0um Cladding diameter: 125 ± 2.0um Coating diameter: 245 ± 10um
- Optical Glass Bandwidth: For LED sources: 1500/500 MHz-km @850/1300nm.
- Optical Glass: For Laser sources: 2000/500 MHz-km @850/1300nm. VCSEL Laser sources: Shall achieve 600 / 600 meters @850/1300nm for Gigabit Ethernet compliant links.
- CABLE: The cable is duplex zipcord graded index 50/125um multimode optical fiber. The cable is designed to work in both the 850 and 1300 nm wavelength windows.
- BULK CABLE & CABLE ASSEMBLY CONFIGURATION:
- Jacket Material: Riser Grade - Low Smoke Zero Halogen thermoplastic.
- Jacket Color: Aqua for OM3 multimode per TIA 598
- Boot Color: White
- Insertion Loss: less than 0.5 dB @ 850 with LED source, 0.003 dB/M added for lengths > 30 meters.
- Maximum Cable attenuation: 3.0 dB/km @ 850 nm, 1.0 dB/Km @ 1310 nm @ 23°C as tested in accordance with EIA 455-46.
- Weight: Air Packed Weight: 1 LB Net Weight: 0.454Kg

Services

Refer to the HP website at: www.hp.com/networking/services for details on the service-level descriptions and product numbers. For details about services and response times in your area, please contact your local HP sales office.

HP 30 m Multimode OM3 LC/LC Optical Cable Cabling
(AJ838A)

Cable type:

50/125 µm (core/cladding) diameter, multimode fiber optic, with effective modal bandwidth of 2000 MHz/km as detailed in TIA-492AAAC for distances of up to 300 m;

Notes

Maximum distance:

10Gbps Transfer Rate (Ethernet): 300m

Cable Specs: Tight buffered duplex fiber optic multimode OM3 50/125 um fiber optic cable and Ethernet assembly with LC duplex connectors on one end and LC duplex connectors on other end.

- Dimensions: Core diameter: 50 ± 3.0um Cladding diameter: 125 ± 2.0um Coating diameter: 245 ± 10um
- Optical Glass Bandwidth: For LED sources: 1500/500 MHz-km @850/1300nm.
- Optical Glass: For Laser sources: 2000/500 MHz-km @850/1300nm. VCSEL Laser sources: Shall achieve 600 / 600 meters @850/1300nm for Gigabit Ethernet compliant links.

Accessory Product Details

- CABLE: The cable is duplex zipcord graded index 50/125um multimode optical fiber. The cable is designed to work in both the 850 and 1300 nm wavelength windows.
- BULK CABLE & CABLE ASSEMBLY CONFIGURATION:
- Jacket Material: Riser Grade - Low Smoke Zero Halogen thermoplastic.
- Jacket Color: Aqua for OM3 multimode per TIA 598
- Boot Color: White
- Insertion Loss: less than 0.5 dB @ 850 with LED source, 0.003 dB/M added for lengths > 30 meters.
- Maximum Cable attenuation: 3.0 dB/km @ 850 nm, 1.0 dB/Km @ 1310 nm @ 23°C as tested in accordance with EIA 455-46.
- Weight: Air Packed Weight: 1 LB Net Weight: 0.454Kg

Services

Refer to the HP website at www.hp.com/networking/services for details on the service-level descriptions and product numbers. For details about services and response times in your area, please contact your local HP sales office.

HP 50 m Multimode OM3 LC/LC Optical Cable (AJ839A)

Cabling

Cable type:

50/125 µm (core/cladding) diameter, multimode fiber optic, with effective modal bandwidth of 2000 MHz/km as detailed in TIA-492AAAC for distances of up to 300 m;

Maximum distance:

10Gbps Transfer Rate (Ethernet): 300m

Notes

Cable Specs: Tight buffered duplex fiber optic multimode OM3 50/125 um fiber optic cable and Ethernet assembly with LC duplex connectors on one end and LC duplex connectors on other end.

- Dimensions: Core diameter: 50 ± 3.0um Cladding diameter: 125 ± 2.0um Coating diameter: 245 ± 10um
- Optical Glass Bandwidth: For LED sources: 1500/500 MHz-km @850/1300nm.
- Optical Glass: For Laser sources: 2000/500 MHz-km @850/1300nm. VCSEL Laser sources: Shall achieve 600 / 600 meters @850/1300nm for Gigabit Ethernet compliant links.
- CABLE: The cable is duplex zipcord graded index 50/125um multimode optical fiber. The cable is designed to work in both the 850 and 1300 nm wavelength windows.
- BULK CABLE & CABLE ASSEMBLY CONFIGURATION:
- Jacket Material: Riser Grade - Low Smoke Zero Halogen thermoplastic.
- Jacket Color: Aqua for OM3 multimode per TIA 598
- Boot Color: White
- Insertion Loss: less than 0.5 dB @ 850 with LED source, 0.003 dB/M added for lengths > 30 meters.
- Maximum Cable attenuation: 3.0 dB/km @ 850 nm, 1.0 dB/Km @ 1310 nm @ 23°C as tested in accordance with EIA 455-46.
- Weight: Air Packed Weight: 1 LB Net Weight: 0.454Kg

Services

Refer to the HP website at www.hp.com/networking/services for details on the service-level descriptions and product numbers. For details about

Accessory Product Details

services and response times in your area, please contact your local HP sales office.

HP Premier Flex LC/LC Multi-mode OM4 2 fiber 1m Cable (QK732A) **Notes**

Cable Specs: Graded-index, "bendable" fiber optic multimode OM3+ 50/125um duplex cable and Ethernet assembly with LC duplex connectors on each end.

- Core Diameter: 50um ±3um, Cladding diameter: 125um ±2um; Coating diameter: 245 ± 10um
- Bandwidth: 3000 MHz-km @ 850nm (Laser)
- Jacket Color: Blue
- Jacket Material: Riser Grade – Low Smoke Zero Halogen (LSZH) thermoplastic
- Boot Color: White
- Outer Jacket Print: HP PremierFlex OM3+ Fiber Optic Cable, 50/125um, Type OFNR (UL), LSZH, cUL, OFN FT4, ROHS. Cable also has a longitudinal white stripe that runs the entire length of the cable.
- Insertion Loss: Less than 0.5dB @ 850nm with LED source, 0.003dB/m added for lengths >30m
- Maximum Cable Attenuation: 3.0 dB/km @ 850nm, 1.0 dB/km @ 1310nm @ 23°C as tested in accordance with EIA 455-45

Services

Refer to the HP website at www.hp.com/networking/services for details on the service-level descriptions and product numbers. For details about services and response times in your area, please contact your local HP sales office.

HP Premier Flex LC/LC Multi-mode OM4 2 fiber 2m Cable (QK733A) **Notes**

Cable Specs: Graded-index, "bendable" fiber optic multimode OM3+ 50/125um duplex cable and Ethernet assembly with LC duplex connectors on each end.

- Core diameter: 50um ±3um, Cladding diameter: 125um ±2um; Coating diameter: 245 ± 10um
- Bandwidth: 3000 MHz-km @ 850nm (Laser)
- Jacket Color: Blue
- Jacket Material: Riser Grade – Low Smoke Zero Halogen (LSZH) thermoplastic
- Boot Color: White
- Outer Jacket Print: HP PremierFlex OM3+ Fiber Optic Cable, 50/125um, Type OFNR (UL), LSZH, cUL, OFN FT4, ROHS. Cable also has a longitudinal white stripe that runs the entire length of the cable.
- Insertion Loss: Less than 0.5dB @ 850nm with LED source, 0.003dB/m added for lengths >30m
- Maximum Cable Attenuation: 3.0 dB/km @ 850nm, 1.0 dB/km @ 1310nm @ 23°C as tested in accordance with EIA 455-45

Services

Refer to the HP website at www.hp.com/networking/services for details on the service-level descriptions and product numbers. For details about services and response times in your area, please contact your local HP sales office.

HP Premier Flex LC/LC Multi-mode OM4 2 fiber 5m Cable (QK734A) **Notes**

Cable Specs: Graded-index, "bendable" fiber optic multimode OM3+ 50/125um duplex cable and Ethernet assembly with LC duplex connectors on each end.

- Core diameter: 50um ±3um, Cladding diameter: 125um ±2um; Coating

Accessory Product Details

		<p>diameter: 245 ± 10um</p> <ul style="list-style-type: none"> • Bandwidth: 3000 MHz-km @ 850nm (Laser) • Jacket Color: Blue • Jacket Material: Riser Grade – Low Smoke Zero Halogen (LSZH) thermoplastic • Boot Color: White • Outer Jacket Print: HP PremierFlex OM3+ Fiber Optic Cable, 50/125um, Type OFNR (UL), LSZH, cUL, OFN FT4, ROHS. Cable also has a longitudinal white stripe that runs the entire length of the cable. • Insertion Loss: Less than 0.5dB @ 850nm with LED source, 0.003dB/m added for lengths >30m • Maximum Cable Attenuation: 3.0 dB/km @ 850nm, 1.0 dB/km @ 1310nm @ 23°C as tested in accordance with EIA 455-45 <p>Services</p> <p>Refer to the HP website at: www.hp.com/networking/services for details on the service-level descriptions and product numbers. For details about services and response times in your area, please contact your local HP sales office.</p>
--	--	--

<p>HP Premier Flex LC/LC Multi-mode OM4 2 fiber 15m Cable (QK735A)</p>	<p>Notes</p>	<p>Cable Specs: Graded-index, "bendable" fiber optic multimode OM3+ 50/125um duplex cable and Ethernet assembly with LC duplex connectors on each end.</p> <ul style="list-style-type: none"> • Core diameter: 50um ±3um, Cladding diameter: 125um ±2um; Coating diameter: 245 ± 10um • Bandwidth: 3000 MHz-km @ 850nm (Laser) • Jacket Color: Blue • Jacket Material: Riser Grade – Low Smoke Zero Halogen (LSZH) thermoplastic • Boot Color: White • Outer Jacket Print: HP PremierFlex OM3+ Fiber Optic Cable, 50/125um, Type OFNR (UL), LSZH, cUL, OFN FT4, ROHS. Cable also has a longitudinal white stripe that runs the entire length of the cable. • Insertion Loss: Less than 0.5dB @ 850nm with LED source, 0.003dB/m added for lengths >30m • Maximum Cable Attenuation: 3.0 dB/km @ 850nm, 1.0 dB/km @ 1310nm @ 23°C as tested in accordance with EIA 455-45 <p>Services</p> <p>Refer to the HP website at www.hp.com/networking/services for details on the service-level descriptions and product numbers. For details about services and response times in your area, please contact your local HP sales office.</p>
---	---------------------	---

<p>HP Premier Flex LC/LC Multi-mode OM4 2 fiber 30m Cable (QK736A)</p>	<p>Notes</p>	<p>Cable Specs: Graded-index, "bendable" fiber optic multimode OM3+ 50/125um duplex cable and Ethernet assembly with LC duplex connectors on each end.</p> <ul style="list-style-type: none"> • Core diameter: 50um ±3um, Cladding diameter: 125um ±2um; Coating diameter: 245 ± 10um • Bandwidth: 3000 MHz-km @ 850nm (Laser) • Jacket Color: Blue • Jacket Material: Riser Grade – Low Smoke Zero Halogen (LSZH) thermoplastic • Boot Color: White • Outer Jacket Print: HP PremierFlex OM3+ Fiber Optic Cable, 50/125um, Type OFNR (UL), LSZH, cUL, OFN FT4, ROHS. Cable also has a longitudinal
---	---------------------	---

Accessory Product Details

Services	<p>white stripe that runs the entire length of the cable.</p> <ul style="list-style-type: none"> • Insertion Loss: Less than 0.5dB @ 850nm with LED source, 0.003dB/m added for lengths >30m • Maximum Cable Attenuation: 3.0 dB/km @ 850nm, 1.0 dB/km @ 1310nm @ 23°C as tested in accordance with EIA 455-45 <p>Refer to the HP website at www.hp.com/networking/services for details on the service-level descriptions and product numbers. For details about services and response times in your area, please contact your local HP sales office.</p>
-----------------	--

HP Premier Flex LC/LC Multi-mode OM4 2 fiber 50m Cable (QK737A)	Notes	<p>Cable Specs: Graded-index, "bendable" fiber optic multimode OM3+ 50/125um duplex cable and Ethernet assembly with LC duplex connectors on each end.</p> <ul style="list-style-type: none"> • Core diameter: 50um ±3um, Cladding diameter: 125um ±2um; Coating diameter: 245 ± 10um • Bandwidth: 3000 MHz-km @ 850nm (Laser) • Jacket Color: Blue • Jacket Material: Riser Grade – Low Smoke Zero Halogen (LSZH) thermoplastic • Boot Color: White • Outer Jacket Print: HP PremierFlex OM3+ Fiber Optic Cable, 50/125um, Type OFNR (UL), LSZH, cUL, OFN FT4, ROHS. Cable also has a longitudinal white stripe that runs the entire length of the cable. • Insertion Loss: Less than 0.5dB @ 850nm with LED source, 0.003dB/m added for lengths >30m • Maximum Cable Attenuation: 3.0 dB/km @ 850nm, 1.0 dB/km @ 1310nm @ 23°C as tested in accordance with EIA 455-45
	Services	<p>Refer to the HP website at www.hp.com/networking/services for details on the service-level descriptions and product numbers. For details about services and response times in your area, please contact your local HP sales office.</p>

HP 1500 W PoE+ zl Power Supply (J9306A)	Physical characteristics	Dimensions	6.05(d) x 7.45(w) x 5.1(h) in. (15.37 x 18.92 x 12.95 cm)
	Environment	Weight	7.5 lb. (3.2 kg)
		Operating temperature	32°F to 131°F (0°C to 55°C)
		Operating relative humidity	15% to 95% @ 131°F (55°C), noncondensing
		Nonoperating/Storage temperature	-40°F to 158°F (-40°C to 70°C)
		Nonoperating/Storage relative humidity	15% to 95% @ 158°F (70°C), noncondensing
		Altitude	up to 10,000 ft. (3 km)
	Electrical characteristics	AC voltage	110-127/200-240 VAC
		Current	13/10 A
		Maximum power rating	1768 W
		Frequency	50/60 Hz
		Notes	Maximum power rating and maximum heat dissipation are the worst-case theoretical maximum numbers provided for planning the infrastructure with fully loaded

Accessory Product Details

PoE (if equipped), 100% traffic, all ports plugged in, and all modules populated. The Maximum Power Rating at 120 volts is 1114 watts and at 240 volts is 1768 watts.

Notes Each J9306A supplies 600 W chassis power, 300 W of PoE/PoE+ power at 110-127 volts, and 900 W of PoE/PoE+ power at 200-240 volts. One J9306A can power the J8697A chassis. One J9306A can power the J9477A chassis. Two J9306A supplies are required to power the J8698A chassis. Two J9306A supplies are required to power the J8715A chassis.

Services Refer to the HP website at www.hp.com/networking/services for details on the service-level descriptions and product numbers. For details about services and response times in your area, please contact your local HP sales office.

HP 1500 W zl Power Supply (J8713A)

Physical characteristics	Dimensions	6.05(d) x 7.45(w) x 5.1(h) in. (15.37 x 18.92 x 12.95 cm)
	Weight	7.5 lb. (3.2 kg)
Environment	Operating temperature	32°F to 131°F (0°C to 55°C)
	Operating relative humidity	15% to 95% @ 131°F (55°C), noncondensing
	Nonoperating/Storage temperature	-40°F to 158°F (-40°C to 70°C)
	Nonoperating/Storage relative humidity	15% to 95% @ 158°F (70°C), noncondensing
Electrical characteristics	Altitude	up to 10,000 ft. (3 km)
	AC voltage	200-240 VAC
	Current	10 A
	Maximum power rating	1800 W
	Frequency	50/60 Hz
Notes	Notes	Maximum power rating and maximum heat dissipation are the worst-case theoretical maximum numbers provided for planning the infrastructure with fully loaded PoE (if equipped), 100% traffic, all ports plugged in, and all modules populated.
	Notes	200–240 V only. Installation of the J8713A reduces the chassis altitude specification to 10,000 ft. (3677m). <ul style="list-style-type: none"> J8713A supplies 600 W chassis power and 900 W PoE power. See the Ordering Guide for more details on power supply selection for PoE power. Units shipped to North America include a NEMA L6-20P twist lock power cord. Non-locking NEMA 6-20P optionally available - see the Ordering Guide for more details. When used in the J8714A power shelf, the following specs apply (at full load): <ul style="list-style-type: none"> Heat dissipation: 450 BTU/hr (475 kJ/hr) @ 220V Maximum current: 5.1 A @ 220 V
Services		Refer to the HP website at www.hp.com/networking/services for details on the service-level descriptions and product numbers. For details about services and response times in your area, please contact your local HP sales office.

Accessory Product Details

HP 875 W zl Power Supply (J8712A)	Physical characteristics	Dimensions	6.05(d) x 7.45(w) x 5.1(h) in. (15.37 x 18.92 x 12.95 cm)
		Weight	7.05 lb. (3.2 kg)
	Environment	Operating temperature	32°F to 131°F (0°C to 55°C)
		Operating relative humidity	15% to 95% @ 131°F (55°C), noncondensing
		Nonoperating/Storage temperature	-40°F to 158°F (-40°C to 70°C)
		Nonoperating/Storage relative humidity	15% to 95% @ 158°F (70°C), noncondensing
		Altitude	up to 10,000 ft. (3 km)
	Electrical characteristics	AC voltage	100-127/200-240 VAC
		Current	12/5.7 A
		Maximum power rating	1050 W
Frequency		50/60 Hz	
Notes		Maximum power rating and maximum heat dissipation are the worst-case theoretical maximum numbers provided for planning the infrastructure with fully loaded PoE (if equipped), 100% traffic, all ports plugged in, and all modules populated.	
Notes	<p>J8712A supplies 600 W chassis power and 273 W PoE power. One J8712A can power the J8697A chassis. Two J8712A supplies are required to power the J8698A chassis. Two J8712A supplies are required to power the J8715A chassis. See the Ordering Guide for more details on power supply selection for PoE power.</p> <p>When used in the J8714A power shelf, the following specs apply (at full load):</p> <ul style="list-style-type: none"> • Heat dissipation: 250 BTU/hr (263 kJ/hr) @ 110 V, 210 BTU/hr (222 kJ/hr) @ 220 V • Maximum current: 3.2 A @ 110 V, 1.7 A @ 220 V 		
Services	Refer to the HP website at www.hp.com/networking/services for details on the service-level descriptions and product numbers. For details about services and response times in your area, please contact your local HP sales office.		

HP zl Power Supply Shelf (J8714A)	Ports	2 external power supply ports Restrictions: PoE power available depends on power supplies installed.	
	Physical characteristics	Dimensions	9.73(d) x 17.44(w) x 5.2(h) in. (24.71 x 44.3 x 13.2 cm) (3U height)
		Weight	9.26 lb. (4.2 kg) (no power supplies installed)
	Environment	Operating temperature	32°F to 131°F (0°C to 55°C)
		Operating relative humidity	15% to 95% @ 104°F (40°C), noncondensing
		Nonoperating/Storage temperature	-40°F to 158°F (-40°C to 70°C)
Nonoperating/Storage relative humidity		15% to 95% @ 104°F (40°C), noncondensing	

Accessory Product Details

	Altitude	up to 10,000 ft. (3 km)
	Acoustic	Power: 52.9 dB Pressure: 42.9 dB
Electrical characteristics	Description	Power draw and heat dissipation for the power shelf are dependent on the power supplies installed.
	Notes	For heat dissipation and power requirements of the power shelf, find and add together these figures for the 1 or 2 power supplies actually installed.
	Safety	CSA 22.2 No. 60950; UL 60950; IEC 60950; EN 60950
Emissions		FCC Class A; VCCI Class A; EN 55022/CISPR 22 Class A
Immunity	EN	EN 55024, CISPR 24
	ESD	IEC 61000-4-2; 4 kV CD, 8 kV AD
	Radiated	IEC 61000-4-3; 3 V/m
	EFT/Burst	IEC 61000-4-4; 1.0 kV (power line), 0.5 kV (signal line)
	Surge	IEC 61000-4-5; 1 kV/2 kV AC
	Conducted	IEC 61000-4-6; 3 V
	Power frequency magnetic field	IEC 61000-4-8; 1 A/m, 50 or 60 Hz
	Voltage dips and interruptions	IEC 61000-4-11; > 95% reduction, 0.5 period; 30% reduction, 25 periods
	Harmonics	EN 61000-3-2, IEC 61000-3-2
	Flicker	EN 61000-3-3, IEC 61000-3-3
Notes	The HP ProCurve Switch zl Power Supply Shelf has two slots for zl power supplies. It supplies PoE power only to zl switches. For yl switches, see the HP ProCurve 620 Redundant/External Power Supply. Power shelf depth includes 0.75 in. (1.9 cm) due to the power supply handles. Power supplies not included.	
Services	Refer to the HP website at: www.hp.com/networking/services for details on the service-level descriptions and product numbers. For details about services and response times in your area, please contact your local HP sales office.	

HP 5400 zl Premium License (J8994A)

Services	3-Year, 9x5 SW phone support, software updates (UT481E) 3-year, 24x7 SW phone support, software updates (UT482E) 4-year, 24x7 SW phone support, software updates (UT458E) 5-year, 24x7 SW phone support, software updates (UT459E) 1-year, 24x7 software phone support, software updates (HS532E)
-----------------	---

Refer to the HP website at: www.hp.com/networking/services for details on the service-level descriptions and product numbers. For details about services and response times in your area, please contact your local HP sales office.

Summary of Changes

Date	Version History	Action	Description of Change:
20-Mar-2015	From Version 38 to 39	Changed	Configuration menu for 5400zl split in to 2 menus: 5400 zl, and 5400R zl2
01-Dec-2014	From Version 37 to 38	Changed	Feature updates, Changes made on the entire document.
09-Oct-2014	From Version 36 to 37	Removed	SKU J8439A removed
		Changed	Accessory Product Details revised
10-Jun-2014	From Version 35 to 36	Changed	Updated Configuration Information to add the zl2 Switch Series information.
17-Feb-2014	From Version 33 to 35	Changed	SFP+ Transceivers were revised.
17-Jan-2014	From Version 32 to 33	Changed	Corrected a part number in the Accessories section.
09-Dec-2013	From Version 31 to 32	Changed	Build to Order, Box Level Integrated CTO Models, Rack Level Integrated CTO Models, Internal Power Supplies, Modules, and Cables were revised.
19-Aug-2013	From Version 30 to 31	Added	HP 5406 8p10GT 8p10GE Swch and Psw was added to Configuration
15-Jul-2013	From Version 29 to 30	Changed	Updated the BTO section of the new Configuration section.
12-Jul-2013	From Version 28 to 29	Added	Configuration was added.
10-Jun-2013	From Version 27 to 28	Added	OM4 cables were added.
24-Sep-2012	From Version 26 to 27	Changed	The Features and Benefits section, Introduction, and Accessories sections were updated. Minor changes were made to each model's technical specifications.
27-Aug-2012	From Version 25 to 26	Changed	Updated the specifications for the HP 8-port 10 GbE SFP+ v2 zl Module in Accessory Product Details.
25-Jun-2012	From Version 24 to 25	Changed	The Features and Benefits section, Models section, Introduction, and Accessories sections were updated. Minor changes were made to each model's technical specifications.
30-Mar-2012	From Version 23 to 24	Changed	The Features and Benefits section and Model names were updated.
27-Mar-2012	From Version 22 to 23	Added	HP X242 SFP+ to SFP+ 10m Direct Attach Copper Cable and HP X242 SFP+ to SFP+ 15m Direct Attach Copper Cable were added.
29-Nov-2011	From Version 21 to 22	Changed	The Features and Benefits section was updated.
09-Nov-2011	From Version 20 to 21	Changed	The names of the product series and models were updated throughout the document.
30-Sep-2011	From Version 19 to 20	Added	Accessory Product Details was added.
20-Jun-2011	From Version 17 to 19	Changed	The QuickSpec was completely revised, including removing models.
15-Apr-2011	From Version 16 to 17	Removed	Removed the remaining mentions of ProCurve in the QS.
10-Dec-2010	From Version 15 to 16	Added	Added the two chassis models and also several new accessories.
15-Nov-2010	From Version 14 to 15	Changed	The QuickSpec was completely revised, including adding several new models.

Summary of Changes

15-Sep-2010	From Version 13 to 14	Changed	The QuickSpec was completely revised, including changing the title.
02-Jun-2010	From Version 12 to 13	Changed	Updated the Notes section of Technical Specifications. Updated Standards and Protocols Added new cables to the Accessories section.
19-Feb-2010	From Version 11 to 12	Removed	Removed an incompatible product from the Accessories section.
10-Feb-2010	From Version 10 to 11	Changed	The features, accessories, specifications: Notes have changed for this product.
02-Oct-2009	From Version 9 to 10	Added	Added 2 new service part numbers for the HP ProCurve 5406zl-48G-PoE + Switch and HP ProCurve 5412-96G-PoE + Switch
01-Sep-2009	From Version 8 to 9	Added	All mentions of the HP ProCurve 5406zl-48G-PoE + Switch and HP ProCurve 5412-96G-PoE + Switch
		Changed	Updates were made throughout the QuickSpec.
28-Apr-2009	From Version 7 to 8	Added	Added several new products to the Accessories section.
17-Mar-2009	From Version 6 to 7	Changed	Changes were made throughout the entire QuickSpec. Note the title has changed.
19-Jan-2009	From Version 5 to 6	Changed	Changes included updating the Standards and Protocols for all Switch specifications in the document, Features and Benefits within the Overview section and completely revising the Accessories section, adding IPv6 throughout the document and IEEE 802.1ad Q-in-Q to Layer 2 Switching and General Protocols
06-Feb-2008	From Version 4 to 5	Removed	Removed a reference to RFC 2784 from the document.
01-Dec-2007	From Version 3 to 4	Changed	This QuickSpec was completely revised.
22-Feb-2007	From Version 2 to 3	Changed	Changes included updating the Standards and Protocols for all Switch specifications in the document, adding several new services, and adding several new modules to the Modules and RPS sections.
18-Aug-2006	From Version 1 to 2	Changed	Changes made throughout the QuickSpec.

To learn more, visit: www.hp.com/networking

© Copyright 2015 Hewlett-Packard Development Company, L.P. The information contained herein is subject to change without notice. The only warranties for HP products and services are set forth in the express warranty statements accompanying such products and services. Nothing herein should be construed as constituting an additional warranty. HP shall not be liable for technical or editorial errors or omissions contained herein.